



# JEMALONG WOOL BULLETIN

(week ending 5/01/2006)

**Table 1: Northern Market Prices**

Micron Price Guides	Current Price	Weekly Change	10-yr Average	Price as % of Ave	This time last year	Year high	Year low
North Ind	645	-3	762	85%	756	746	642
18	903	-6	1356	67%	1011	1007	900
18.5	833	-9	1072	78%	982	977	832
19	781	0	1029	76%	943	921	779
19.5	741	5	1018	73%	897	850	736
20	691	6	830	83%	838	806	684
21	658	-2	747	88%	785	776	657
22	655	5	707	93%	760	761	648
23	646	6	670	96%	722	750	640
24	637	4	650	98%	684	698	631
25	590	-13	615	96%	592	643	590
26	536	-13	582	92%	558	580	536
28	425	-10	518	82%	477	480	424
30	390	-20	468	83%	433	444	390
32	369	-12	444	83%	391	406	369
MC	380	-10	416	91%	442	441	380

## NORTHERN MARKET REPORT -

Australian Dollar 74.685 US as of 05/01/2006

Wishing everybody a happy New Year and a for more positive wool market this year.

Despite no auction sales this week, Wooltrade has made some good sales and is still recording considerable interest. Please consider the opportunities that are available by listing on Wooltrade with a targeted selling strategy.

### - NO SALES THIS WEEK - REPORT FROM 15/12/05

This year's final sales were held in Sydney, Melbourne and Fremantle. The national offering was approximately 65,000 bales. There were approximately 17,000 bales offered in Sydney of which approximately 12% was re-offered wool.

Sales opened nationally in Melbourne on Tuesday and there were heavy falls across all microns. Merino fleeces were generally 10-15c/kg clean lower with the more stylish 40nkt+ lots less affected. The small offering of 17 microns were generally unchanged. Crossbreds also came under pressure and fell 10-15c/kg clean. Merino skirting's and oddments also fell between 10-15c/kg clean. The passed-in rate for Tuesday of 26% reflected the cheaper market.

Prices fell slightly when sales opened in Sydney on Wednesday, but falls were not as large as in Melbourne on Tuesday. 18-18.5 microns fell 5-10c/kg clean while 19 microns and broader were around 3c/kg clean lower. Merino skirting's and oddments were generally unchanged. The passed-in rate for Wednesday was approximately 20%.

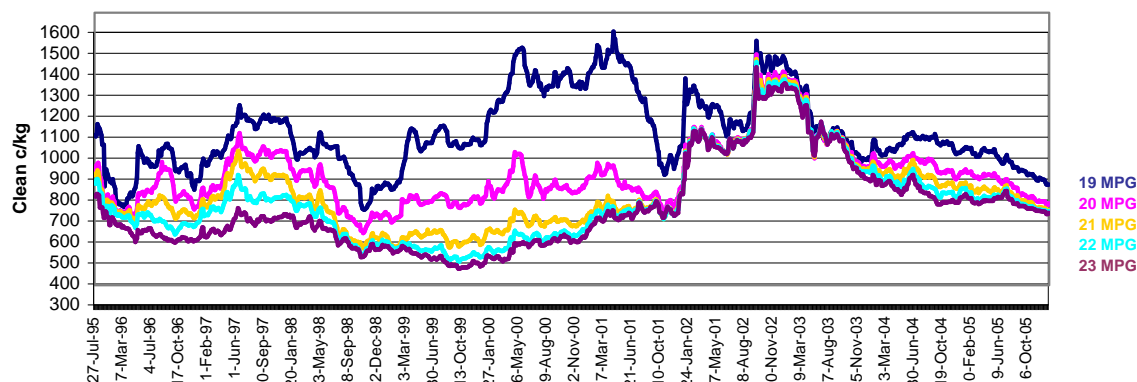
The market firmed slightly on Thursday to finish the year on a more positive note. 19.5-20 microns and 22-24 microns recorded rises of around 5c/kg clean while other microns showed little price movement and remained firm. Crossbreds eased further with 25-26 microns the most affected falling 8c/kg clean. Merino skirting's and locks remained firm while crutching's fell 10c/kg clean. The passed-in rate for Thursday was approximately 20%.

In Melbourne sales on Wednesday prices were mixed with the finer end slightly weaker and the broader end firm. On Thursday prices were generally 3-4c/kg clean dearer. In Fremantle on Wednesday prices fell 5-10c/kg clean for most microns, and then prices gained around 5c/kg clean on Thursday.

All auction centers are now in the last week of the Christmas recess. Sales will resume in Sydney, Melbourne and Fremantle next week with 66,000 bales roistered. Wooltrade will continue to provide growers access to the market and growers can benefit from this market exposure, particularly if any favourable market conditions such as a fall in the Australian dollar.

(Comments: Brian Vagg - Wooltrade)

**Micron Price Guide Movement**  
1995-2005



Source: AWEX, Commonwealth Bank of Australia, National Australia Bank, Sydney Futures Exchange.

Disclaimer: While all due care has been taken in the preparation of this document, no warranty is made as to its accuracy, reliability or completeness. To the extent permitted by law, neither Jemalong Wool, National Australia Bank, Sydney Futures Exchange or the Commonwealth Bank and its subsidiaries, and their staff, accept liability to any person for loss or damage arising from the use of the information contained herein.

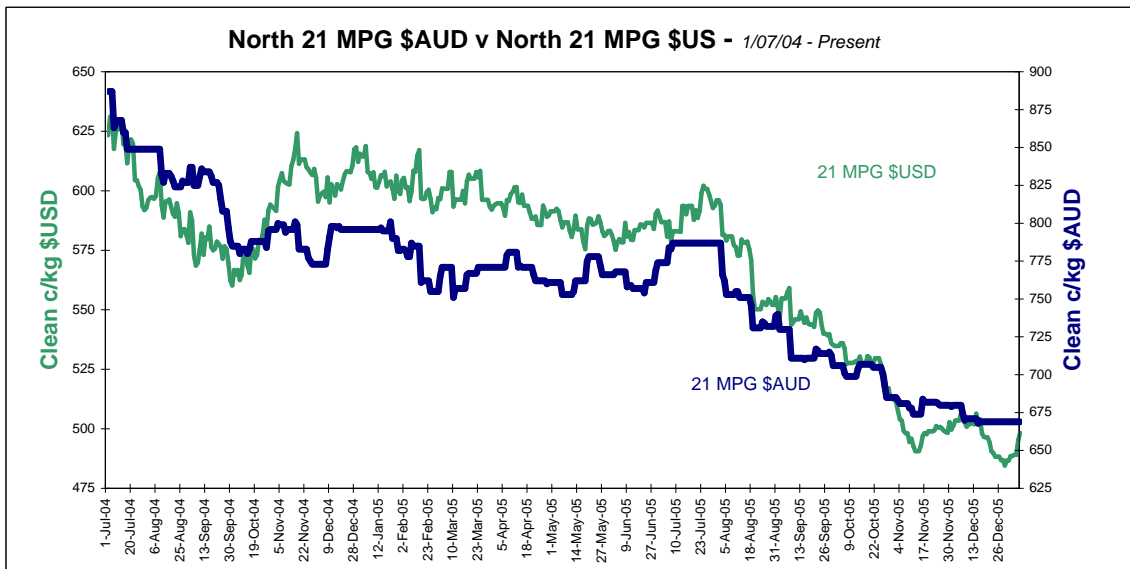
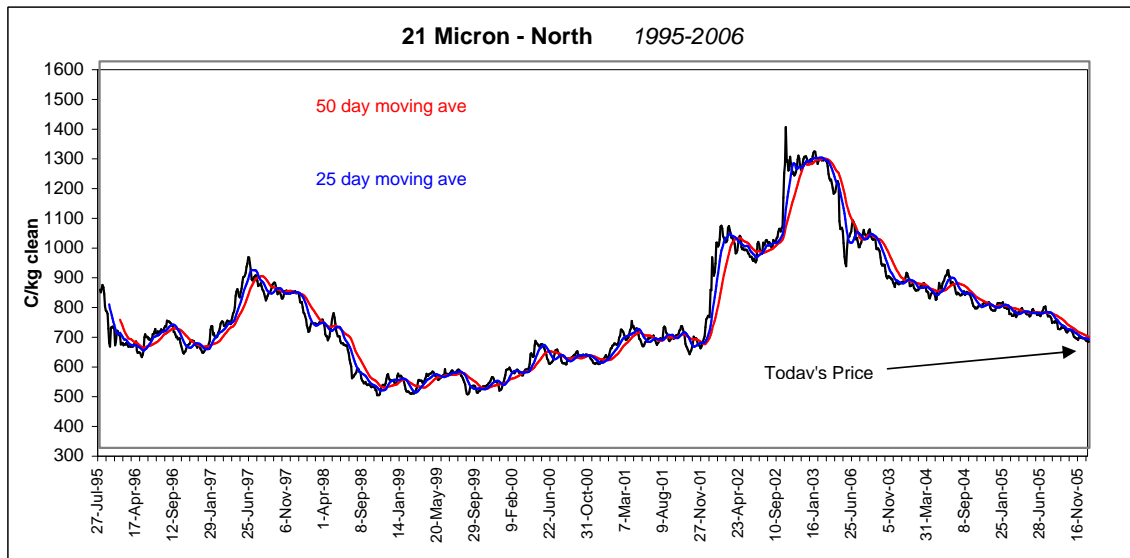


## JEMALONG WOOL BULLETIN

(week ending 5/01/2006)

Table 2: Northern Market Deciles

Micron Price Guide (1995-2005)										
	19	20	21	22	23	24	25	26	28	MC
Current	781	691	658	655	646	637	590	536	425	380
90%	808	672	534	477	446	438	431	398	343	280
80%	889	712	593	529	499	480	461	439	383	318
70%	931	736	643	593	531	510	482	460	398	367
60%	959	765	669	639	577	555	534	473	418	400
50%	990	805	701	669	622	602	571	499	440	426
40%	1036	843	752	712	661	648	598	521	457	437
30%	1091	886	820	743	710	678	642	543	480	454
20%	1219	935	874	840	806	769	695	585	501	481
10%	1319	1006	1003	1001	998	982	948	708	562	548



Source: AWEX, Commonwealth Bank of Australia, National Australia Bank, Sydney Futures Exchange.

Disclaimer: While all due care has been taken in the preparation of this document, no warranty is made as to its accuracy, reliability or completeness. To the extent permitted by law, neither Jemalong Wool, National Australia Bank, Sydney Futures Exchange or the Commonwealth Bank and its subsidiaries, and their staff, accept liability to any person for loss or damage arising from the use of the information contained herein.



# JEMALONG WOOL BULLETIN

(week ending 5/01/2006)

**Table 3: National Australia Bank - Wool Swaps**

NAB Wool Swaps																
05-Jan-2006																
Month	18 MIC	Prem/ Disc	19 MIC	Prem/ Disc	20 MIC	Prem/ Disc	21 MIC	Prem/ Disc	22 MIC	Prem/ Disc	23 MIC	Prem/ Disc	24 MIC	Prem/ Disc	28 MIC	Prem/ Disc
Jan-06	835	-68	755	-26	668	-23	645	-13	630	-25	620	-26	610	-27	395	-30
Feb-06	840	-63	765	-16	668	-23	650	-8	635	-20	625	-21	615	-22	395	-30
Mar-06	845	-58	770	-11	670	-21	655	-3	640	-15	630	-16	620	-17	390	-35
Apr-06	855	-48	770	-11	673	-18	655	-3	643	-12	635	-11	615	-22	400	-25
May-06	860	-43	775	-6	678	-13	660	+2	648	-7	635	-11	615	-22	395	-30
Jun-06	870	-33	785	+4	683	-8	665	+7	648	-7	635	-11	615	-22	390	-35
Jul-06	875	-28	795	+14	688	-3	670	+12	650	-5	635	-11	618	-20	390	-35
Aug-06	880	-23	800	+19	693	+2	675	+17	650	-5	638	-9	620	-17	395	-30
Sep-06	885	-18	795	+14	693	+2	680	+22	653	-2	640	-6	623	-15	395	-30
Oct-06	885	-18	803	+22	695	+4	685	+27	655	0	640	-6	625	-12	395	-30
Nov-06	895	-8	808	+27	698	+7	695	+37	658	+3	645	-1	628	-10	400	-25
Dec-06	903	0	815	+34	700	+9	700	+42	662	+7	648	+1.5	630	-7	400	-25
Jan-07	909	+6	819	+38	702	+11	702	+44	664	+9	649	+3	632	-6	404	-21
Feb-07	911	+8	821	+40	703	+12	703	+45	663	+8	651	+4.5	633	-4	408	-17
Mar-07	912	+9	822	+41	707	+16	707	+49	662	+7	652	+6	635	-3	407	-18

**Table 4: Commonwealth Bank of Australia - Wool Futures**

CBA Wool Futures Quotes																		
05-Jan-2006																		
Month	18 MIC	Prem/ Disc	19 MIC	Prem/ Disc	20 MIC	Prem/ Disc	21 MIC	Prem/ Disc	22 MIC	Prem/ Disc	23 MIC	Prem/ Disc	24 MIC	Prem/ Disc	25 MIC	Prem/ Disc	28 MIC	Prem/ Disc
Dec-05	880	-23	785	+4	690	-1	665	+7	655	0	645	-1	635	-2	600	10	425	0
Jan-06	885	-18	790	+9	695	+4	675	+17	660	+5	645	-1	635	-2	600	10	425	0
Feb-06	890	-13	795	+14	700	+9	680	+22	660	+5	645	-1	635	-2	600	10	425	0
Mar-06	895	-8	800	+19	705	+14	685	+27	665	+10	645	-1	635	-2	600	10	435	+10
Apr-06	900	-3	805	+24	710	+19	690	+32	670	+15	650	+4	635	-2	600	10	435	+10
May-06	905	+2	810	+29	715	+24	695	+37	675	+20	650	+4	635	-2	600	10	435	+10
Jun-06	910	+7	815	+34	720	+29	700	+42	675	+20	650	+4	640	+3	600	10	435	+10
Jul-06	915	+12	820	+39	725	+34	710	+52	680	+25	655	+9	640	+3	600	10	435	+10
Aug-06	920	+17	825	+44	730	+39	715	+57	685	+30	655	+9	640	+3	600	10	440	+15
Sep-06	930	+27	830	+49	735	+44	720	+62	685	+30	660	+14	640	+3	600	10	440	+15
Oct-06	940	+37	835	+54	740	+49	720	+62	690	+35	660	+14	640	+3	600	10	440	+15
Nov-06	950	+47	840	+59	745	+54	720	+62	690	+35	660	+14	640	+3	600	10	440	+15
Dec-06	960	+57	850	+69	750	+59	725	+67	695	+40	660	+14	640	+3	600	10	445	+20
Jan-07	970	+67	860	+79	755	+64	730	+72	700	+45	660	+14	640	+3	600	10	450	+25
Feb-07	980	+77	865	+84	760	+69	735	+77	700	+45	660	+14	640	+3	600	10	455	+30

**Table 5: Sydney Futures Exchange - Wool Futures Prices**

SFE FUTURES PRICES						
05-Jan-06						
Month	19 MIC	Prem/ Disc	21 MIC	Prem/ Disc	23 MIC	Prem/ Disc
Mar-06	819	+38	713	+55	655	+9
May-06	830	+49	722	+64	654	+8
Jul-06	839	+58	733	+75	651	+5
Sep-06	848	+67	745	+87	651	+5
Nov-06	852	+71	756	+98	639	-7
Dec-06	870	+89	747	+89	639	-7
Mar-07	885	+104	747	+89	632	-14
Apr-07	900	+119	747	+89	632	-14
Jun-07	884	+103	741	+83	632	-14

Source: AWEX, Commonwealth Bank of Australia, National Australia Bank, Sydney Futures Exchange.

Disclaimer: While all due care has been taken in the preparation of this document, no warranty is made as to its accuracy, reliability or completeness. To the extent permitted by law, neither Jemalong Wool, National Australia Bank, Sydney Futures Exchange or the Commonwealth Bank and its subsidiaries, and their staff, accept liability to any person for loss or damage arising from the use of the information contained herein.

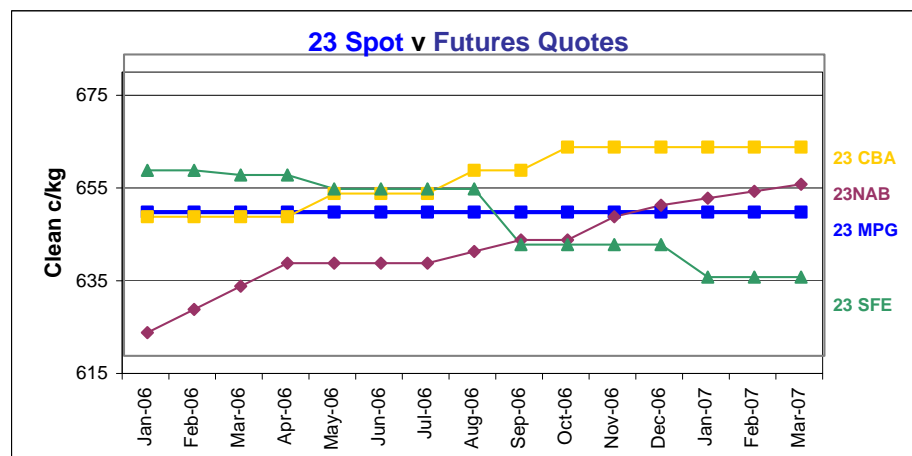
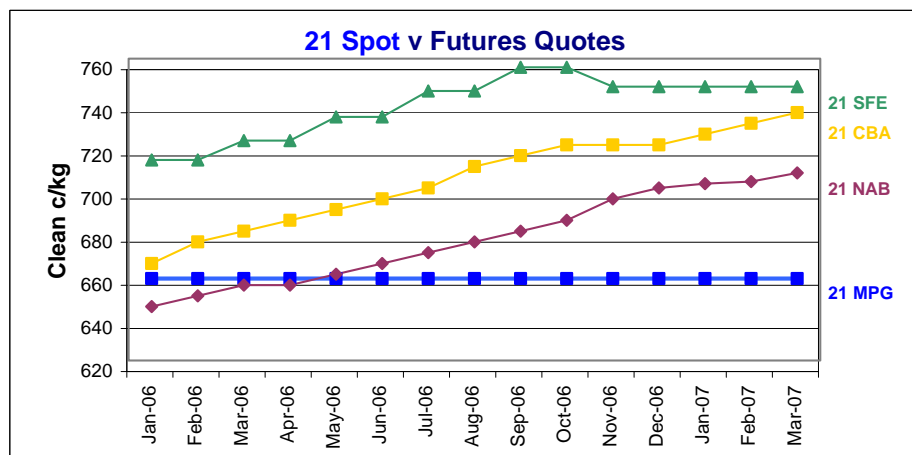
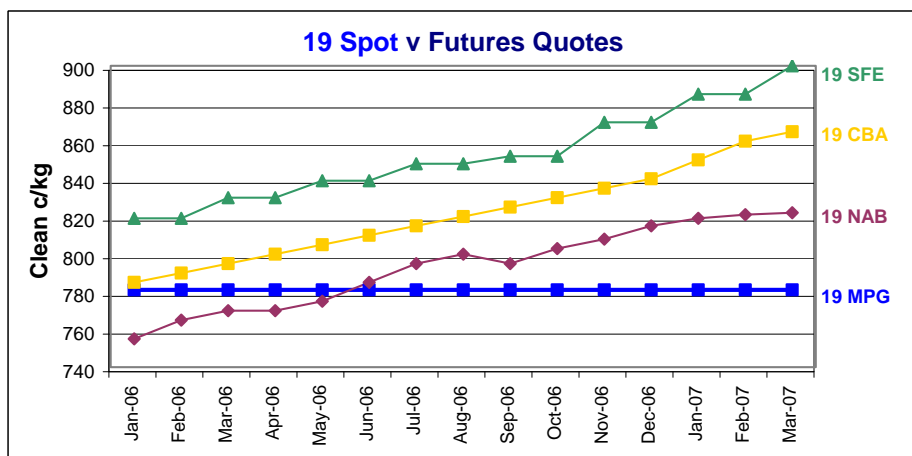
This document does not take into account your financial objectives and circumstances. You should assess whether the information is appropriate in light of your financial circumstances or contact your financial advisor.



# JEMALONG WOOL BULLETIN

(week ending 5/01/2006)

## Futures Graphs



Source: AWEX, Commonwealth Bank of Australia.

Disclaimer: While all due care has been taken in the preparation of this document, no warranty is made as to its accuracy, reliability or completeness. To the extent permitted by law, neither Jemalong Wool, Woollade Australia Pty Ltd or the Commonwealth Bank and its subsidiaries, and their staff, accept liability to any person for loss or damage arising from the use of the information contained herein.

This document does not take into account your financial objectives and circumstances. You should assess whether the information is appropriate in light of your financial circumstances or contact your financial advisor.