



JEMALONG WOOL BULLETIN  
(week ending 05/08/2004)

**Table 1: Northern Market Prices**

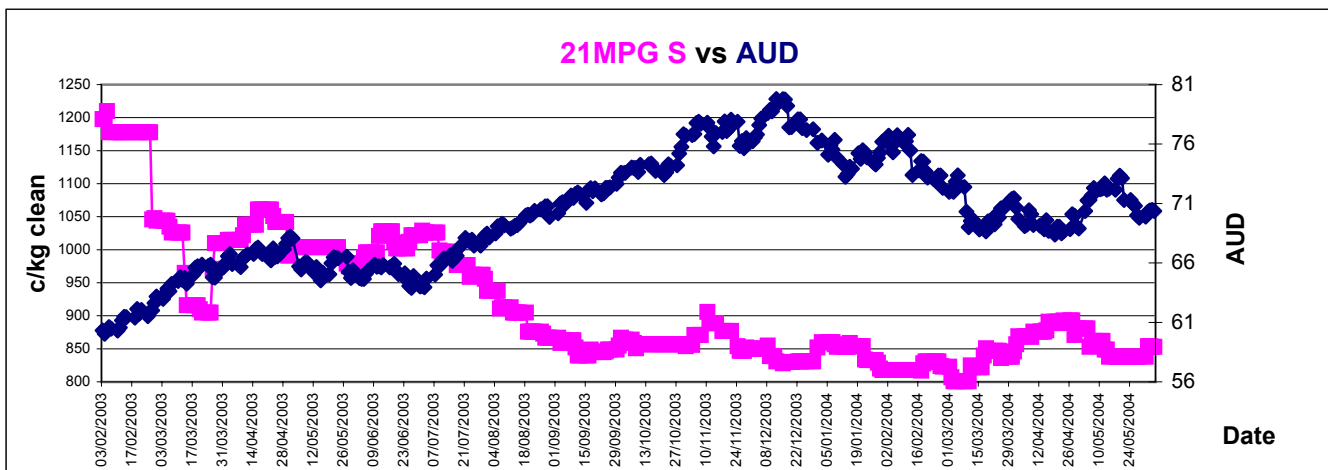
Micron Price Guides	Current MPG Price	Weekly Change	10-yr Average	Current Price to Average	This time last year	Year high	Year low
Northern Ind	807	-3	767	105%	913	945	772
18.5	1043	7	1143	91%	1036	1088	846
19	1001	3	1048	96%	1006	1053	889
19.5	952	5	1018	94%	986	1047	877
20	896	-8	835	107%	998	1036	857
21	838	-19	747	112%	1006	1035	798
22	804	-12	705	114%	1017	1034	750
23	771	-7	666	116%	1020	1029	732
24	710	5	647	110%	1002	1015	691
25	672	4	615	109%	930	938	658
26	639	-2	584	109%	846	880	622
28	537	-8	525	102%	623	647	494
30	473	-8	473	100%	520	550	418
32	424	-16	450	94%	510	510	373
MC	436	5	415	105%	484	514	364

**Australian Dollar 70.5 USD as of Thu-05-Aug-2004**

NO SALE THIS WEEK IN THE NORTH - SOUTH & WEST MARKET REPORT ATTACHED for 05/08/04 -  
With the South and West selling this week, the national total was 57 200 bales. South offering 32 700 and West offering 24 500, after a three week recess in Fremantle and a two week break in National sales. Resumption in Melbourne on Tuesday saw 21mic and 22mic ten cents clean cheaper, with all other microns slightly cheaper. Fremantle commenced sales on Wednesday and followed the South on the mid to broader types, with 21mic – 24mic five to ten cents cheaper, while 18mic – 20mic increased five to ten cents clean under good competition. Pieces and Bellies on the first day were five cents cheaper. In the west on Thursday, the currency had little movement over the two days of selling. Again the finer end received good competition with 19mic ten cents clean dearer, 20mic unchanged and 21mic to 24mic ten cents cheaper. The skirtings room saw good competition for VM free wools. In the oddments room, lambs were slightly dearer while locks and crutchings finished slightly cheaper.

Next week sales are in the West, South and North, with Fremantle having 14 500 and the national total standing at 81 000 bales. This is a 30% increase in sale size from this week.

Comments: Donald Pentz (Primaries).



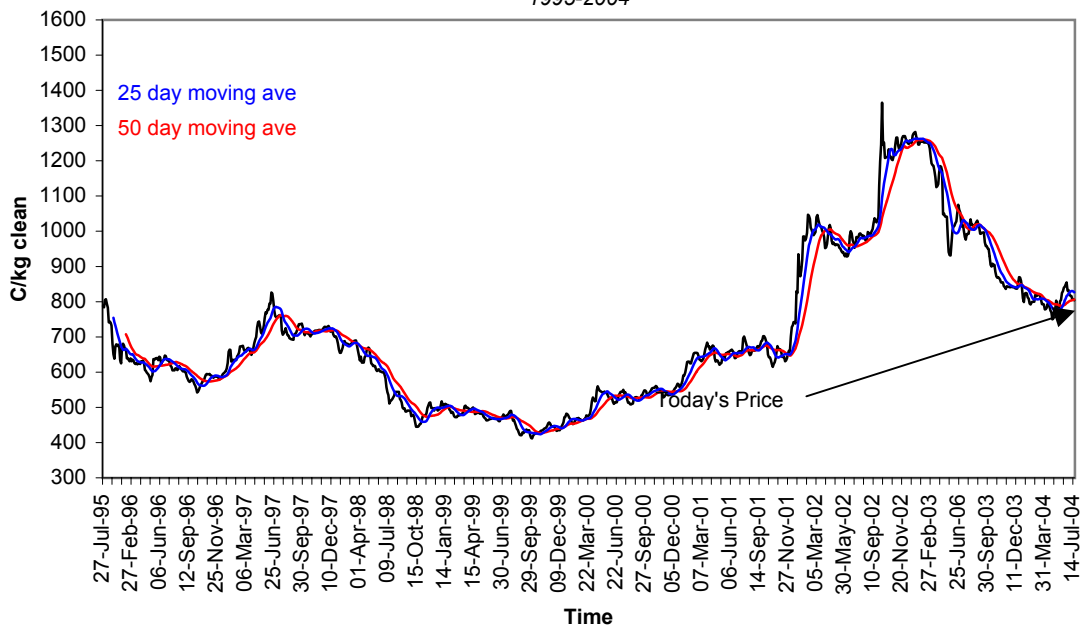


JEMALONG WOOL BULLETIN  
(week ending 05/08/2004)

**Table 3: Northern Market Deciles**

Micron Price Guide (1995-2003)										
	19	20	21	22	23	24	25	26	28	MC
Current	1001	896	838	804	771	710	672	639	537	436
90%	806	660	527	472	439	432	422	396	341	271
80%	900	706	564	513	489	473	453	433	378	299
70%	944	732	623	558	517	497	473	456	404	346
60%	973	761	653	623	557	529	501	483	435	379
50%	1016	794	682	654	598	575	548	508	453	416
40%	1067	857	725	684	629	607	578	530	471	441
30%	1127	901	832	758	689	679	657	550	488	464
20%	1247	950	917	900	885	871	764	604	510	489
10%	1328	1019	1012	1017	1006	995	963	723	566	575

**22 Micron -North**  
1995-2004



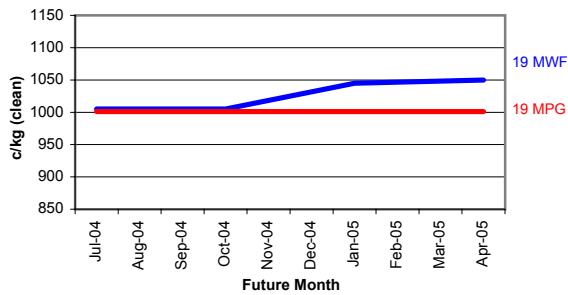


# JEMALONG WOOL BULLETIN (week ending 05/08/2004)

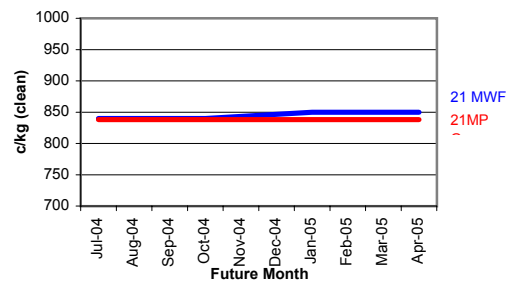
## Macquarie Wool Futures

Delivery Month	18	19	Diff. to Spot	20	Diff. to Spot	21	Diff. to Spot	22	Diff. to Spot	23	Diff. to Spot	24	Diff. to Spot	25	Diff. to Spot	XB	Diff to Spot	19.5 Pcs
Jul-04	1100	1005	4	900	4	840	2	805	1	760	-11	705	-5	670	-2	530	-7	780
Oct-04	1100	1005	4	900	4	840	2	805	1	760	-11	705	-5	670	-2	530	-7	780
Jan-05	1145	1045	44	905	9	850	12	795	-9	755	-16	700	-10	670	-2	520	-17	780
Apr-05	1165	1050	49	905	9	850	12	800	-4	760	-11	710	0	670	-2	525	-12	775

19 Macquarie vs North 19 MPG Ave



21 Macquarie vs North 21 MPG Ave



23 Macquarie vs North 23 MPG Ave

