



# JEMALONG WOOL BULLETIN

(week ending 7/04/05)

**Table 1: Northern Market Prices**

Micron Price Guides	Current Price	Weekly Change	10-yr Average	Price as % of Ave	This time last year	Year high	Year low
North Ind	752	9	767	98%	775	812	728
18	1017	10	1406	72%	1016	1138	994
18.5	1000	13	1110	90%	985	1087	961
19	954	7	1041	92%	948	1021	914
19.5	888	8	1018	87%	903	958	861
20	831	14	836	99%	857	907	805
21	770	10	750	103%	803	857	740
22	727	10	707	103%	779	819	701
23	704	6	669	105%	755	781	686
24	670	4	648	103%	727	714	410
25	594	3	615	97%	697	672	579
26	543	2	584	93%	647	647	532
28	464	11	523	89%	524	551	450
30	427	6	471	91%	456	488	409
32	398	2	448	89%	402	447	388
MC	441	19	416	106%	408	458	411

## NORTHERN MARKET REPORT -

**Australian Dollar 76.76c US, as of 07/04/2005**

Sales resumed in Melbourne and Sydney after a one week recess for Easter and Fremantle sales resumed after a two week recess. The national offering was much larger with approximately 74,000 bales this week, making it the second largest offering for the season.

Sales in Sydney were held on Wednesday and Thursday, with the market opening very firm on Wednesday with prices increasing for all microns. Prices were generally 5c/kg clean dearer, with 18.5s and 20s seeing the biggest rise of around 12c/kg clean. Crossbreds were also around 5c/kg clean dearer. Merino skirtings were around 10c/kg clean dearer and there was good demand for cardings pushing prices up 15-20c/kg clean. The passed-in rate for Wednesday was 6%.

The marke was firmer again on Thursday with prices rising slightly for 22 micron and finer by around 2-5c/kg clean. Crossbreds finished the day unchanged. Merino skirtings and cardings were well supported and finished the day unchanged. The passed-in rate for Thursday was 4%.

Major buyers in the Northern region for the week were Southern Cross Wool (2,300 bales), BWK Elders (1,962 bales) and Modiano (1,754 bales).

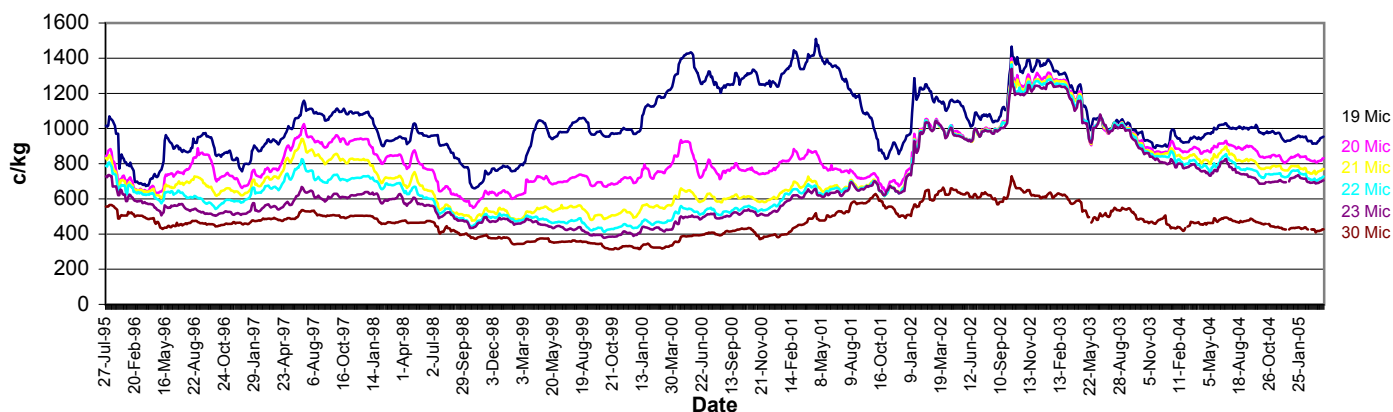
Wooltrade recorded some very good sales this week as well as over the Easter recess. A lot of the sales over Easter were due mainly to a weaker Australian dollar as it dropped below 78c US last week and then traded in a range of 76.3 to 76.8c US during this week. 19.5-21.5 fleece lots were the most sought after, with some very good premiums paid for 38nkt+ lots.

With the Reseve Bank unexpectedly keeping interest rates unchanged this week, there has been downward pressure on the Australian dollar. Bearing in mind that the dollar was threatening to break through 80c US just before Easter this is welcome news for woolgrowers. Some analysts are predicting the dollar could return to levels around 73-74c US which would help stimulate demand for wool here in Australia.

Sales continue next week in Sydney, Melbourne and Femantle. There will be another large offering next week with approximately 74,000 bales for sale nationally.

Comments: Phil Roberts (Wooltrade)

**Micron Price Guide Movement**  
1995-2005

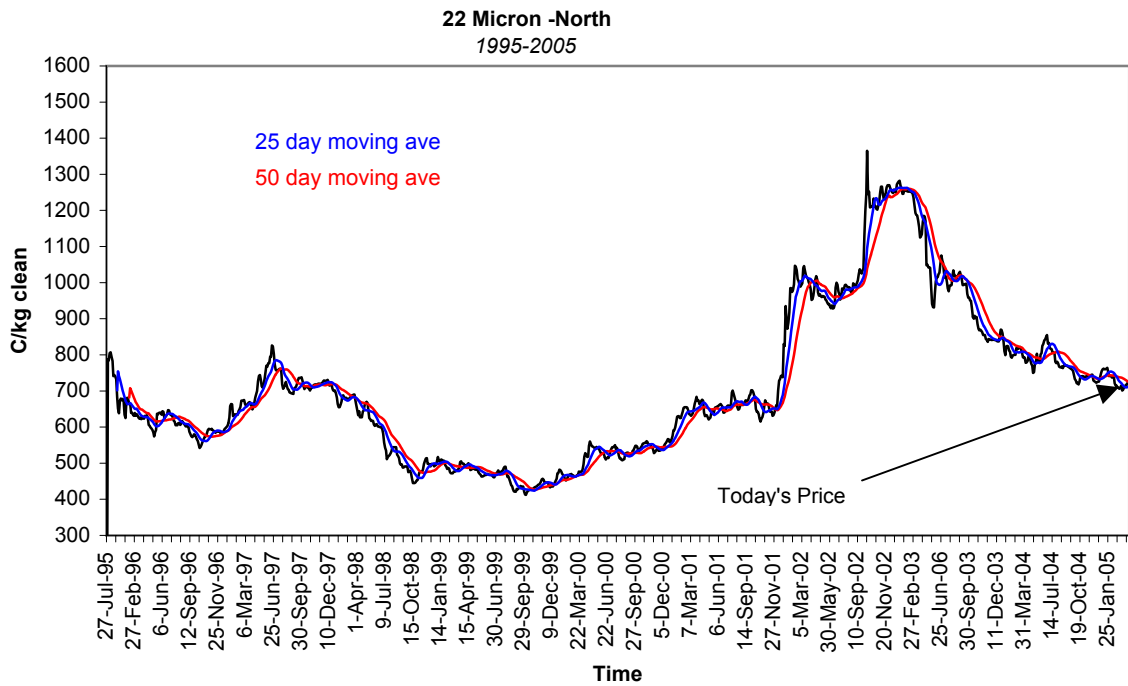




JEMALONG WOOL BULLETIN  
(week ending 7/04/05)

Table 2: Northern Market Deciles

Micron Price Guide (1995-2005)										
	19	20	21	22	23	24	25	26	28	MC
<b>Current</b>	<b>954</b>	<b>831</b>	<b>770</b>	<b>727</b>	<b>704</b>	<b>670</b>	<b>594</b>	<b>543</b>	<b>464</b>	<b>441</b>
90%	821	667	531	475	441	434	427	397	343	275
80%	906	712	583	522	495	476	456	437	381	306
70%	944	740	635	579	524	502	478	459	401	354
60%	972	766	664	633	565	541	521	481	427	393
50%	1000	815	699	663	612	589	562	506	447	427
40%	1050	852	763	709	644	630	589	529	461	439
30%	1106	892	825	759	715	683	650	547	485	461
20%	1232	940	881	855	829	817	741	594	505	486
10%	1325	1014	1008	1010	1003	992	954	718	563	568



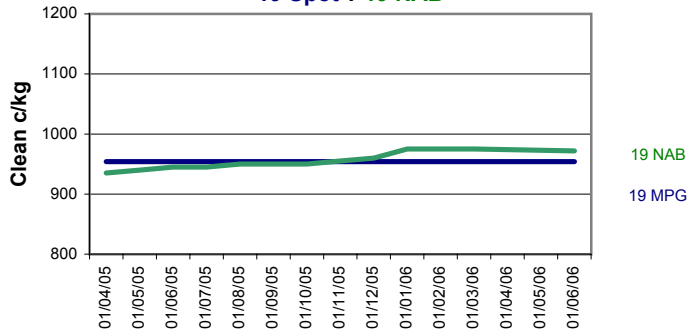


# JEMALONG WOOL BULLETIN (week ending 7/04/05)

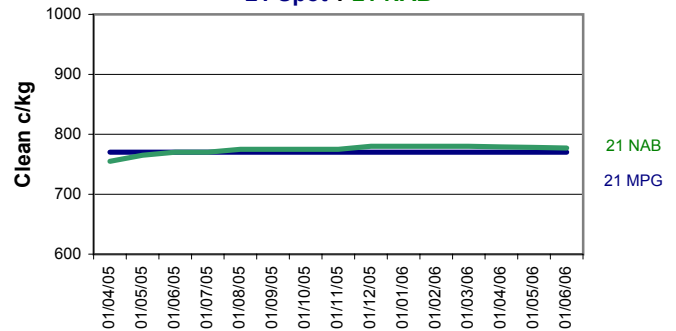
**Table 3: National Australia Bank - Wool Swaps**

NAB Producer Bids																
07-Apr-2005																
Delivery Month	18 MIC	Diff. To Spot	19 MIC	Diff. To Spot	20 MIC	Diff. To Spot	21 MIC	Diff. To Spot	22 MIC	Diff. To Spot	23 MIC	Diff. To Spot	24 MIC	Diff. To Spot	28 MIC	Diff. To Spot
Apr-05	1005	-12	935	-19	805	-26	755	-15	710	-17	690	-14	655	-15	445	-19
May-05	1010	-7	940	-14	810	-21	765	-5	715	-12	695	-9	660	-10	445	-19
Jun-05	1015	-2	945	-9	815	-16	770	0	720	-7	695	-9	660	-10	445	-19
Jul-05	1015	-2	945	-9	815	-16	770	0	720	-7	695	-9	660	-10	445	-19
Aug-05	1015	-2	950	-4	820	-11	775	+5	725	-2	695	-9	660	-10	450	-14
Sep-05	1020	+3	950	-4	820	-11	775	+5	725	-2	695	-9	660	-10	450	-14
Oct-05	1020	+3	950	-4	820	-11	775	+5	725	-2	695	-9	660	-10	450	-14
Nov-05	1020	+3	955	+1	820	-11	775	+5	725	-2	695	-9	660	-10	450	-14
Dec-05	1025	+8	960	+6	825	-6	780	+10	725	-2	695	-9	660	-10	450	-14
Jan-06	1030	+13	975	+21	825	-6	780	+10	725	-2	700	-4	665	-5	450	-14
Feb-06	1030	+13	975	+21	825	-6	780	+10	725	-2	700	-4	665	-5	450	-14
Mar-06	1030	+13	975	+21	825	-6	780	+10	725	-2	700	-4	665	-5	450	-14
Apr-06	1029	+12	974	+20	824	-7	779	+9	724	-3	699	-5	664	-6	454	-10
May-06	1028	+11	973	+19	823	-8	778	+8	723	-4	698	-6	663	-7	453	-11
Jun-06	1032	+15	972	+18	822	-9	777	+7	722	-5	697	-7	662	-8	452	-12

**19 Spot v 19 NAB**



**21 Spot v 21 NAB**



**23 Spot v 23 NAB**

