



JEMALONG WOOL BULLETIN

(week ending 8/09/2006)

Table 1: Northern Market Prices

Micron Price	Current	Weekly	10-yr	Price as %	This time		
Guides	Price	Change	Average	of Ave	last year	Year high	Year low
North Ind	772	-3	761	101%	683	775	760
16.5	0	0	1423	0%	0	1430	1417
17	1292	-1	1590	81%	#N/A	1294	1255
17.5	1156	0	1137	102%	0	1156	1102
18	1074	-3	1328	81%	962	1077	1044
18.5	1006	0	1061	95%	902	1007	996
19	937	-3	1025	91%	848	950	934
19.5	978	99	963	102%	773	978	874
20	822	-3	830	99%	728	827	810
21	753	-3	747	101%	700	756	734
22	721	-1	707	102%	688	722	709
23	701	0	672	104%	678	705	699
24	678	0	651	104%	669	687	678
25	611	0	615	99%	638	634	611
26	561	-10	582	96%	578	594	561
28	483	-1	516	94%	468	490	481
30	433	1	466	93%	436	437	424
32	394	-1	441	89%	394	408	394
MC	387	-3	417	93%	398	417	387

NOTE: 16.5 & 17.5 quotes commenced beginning 06/07 season

NORTHERN MARKET REPORT -

Australian Dollar 76.70 US as of 07/09/2006

On Wednesday Melbourne had 12,153 bales offered with 10.1% or 1,227 reoffered bales. The market opened dearer for the finer end. The 16.5 mic rose 23 cents, 17 mic rose 6 cents, 17.5 rose 17 cents, 18.5 rose 4 to 5 cents, 18.5 fell 2 cents, 19.5 to 24 mic fell 3 to 5 cents. Merino skirts were also generally 10 - 12 cents cheaper. XB fleece fell slightly on a limited offering. Locks and were 5 cents easier. The Southern indicator closed - 4 cents. **Passed in rate: 11.7%. Major Buyers:** Itochu, Modiano, AS Gedge, Fox & Lillie & Chargeurs.

Melbourne had 14,191 bales on offer on Thursday (1,308 bales or 12.9% were reoffered lots). Prices for 17 to 17.5 rose 20 cents, 18.0 mic rose 26 cents, 18.5 rose 12 cents, 19-19.5 mic rose 8 cents, 20 mic and 22 mic rose 3 cents and all others remained firm. The crossbreds gained 10 cents for the 28 & 30 mic types. The finer lower vm merino skirtings closed 13 cents firmer and all others were dearer. The washing locks and crutchings rose slightly. **Passed in rate: 6.0%. Major Buyers:** Itochu, Kathaytex, Modiano, AS Gedge, Fox & Lillie & Chargeurs.

Sydney on Wednesday had 10,906 bales offered (1,199 or 11.3% were reoffered lots). The market closed with the 17.5 to 18.0 micron fleece falling 3 cents, 19 to 22.0 mic also fell 2 to 3 cents. The more stylish skirts 4-8% VM with good length were slightly dearer and others remained firm. The finer locks rose slightly and others were unchanged. Crutchings also closed firm. **Passed in rate: 9.3%. Major Buyers:** Techwool, Southern Cross, AS Gedge, Chargeurs and Modiano

On Thursday in Sydney there were 8,139 bales on offer (610 bales or 7.5% were reoffered lots). Mer fleece 17.5 mic rose slightly, 19 and 20 to 21.0 mic fleece fell 2-3 cents. Merino skirtings closed unchanged for the best lines while oddments - were slightly firmer. The 26.0 crossbreds fell 7 cents and others fell 3 cents. **Passed in rate: 6.4%. Major Buyers:** AS Gedge, Southern Cross, Chargeurs, Techwool & BWK Elders.

In Fremantle on Wednesday there were 7,579 bales offered 705 bales or 9.3% were reoffered lots). The market closed with 19.0 to 23 mic fleece falling 9 to 11 cents, 24.0 fell 6 cents. The skirts also fell 5 to 9 cents. Washing locks fell marginally and crutching were 3 cents cheaper. Carbo locks remained firm. **Passed in rate: 23.5% Major Buyers:** PJ Morris, Modiano, BWK Elders, H Dawson, Kathaytex & Dewavrin

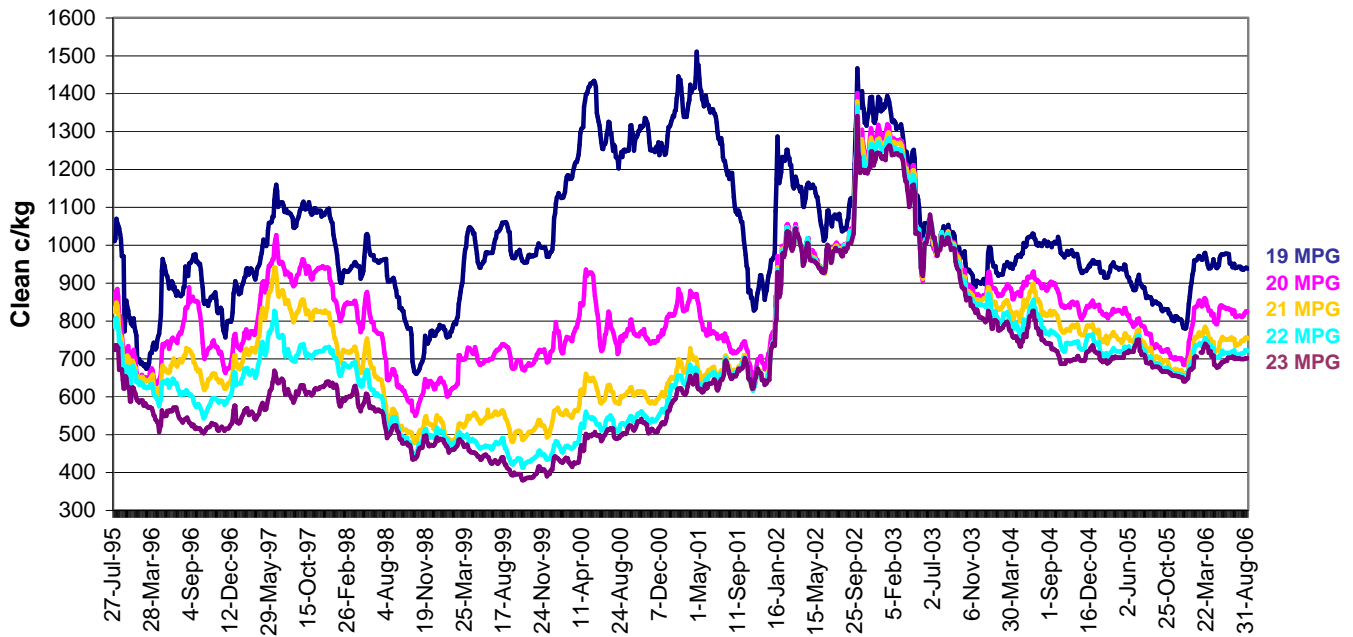
Fremantle on Thursday had 6,723 bales offered (390 bales or 5.8% were reoffered lots). The market closed 8 cents firmer for the 19.5 mic & finer fleece, 20 -21.0 mic rose 4-5 cents but the 22 to 23 mic fleece fell 4-6 cents. The finer skirts were 5 cents dearer with others unchanged. Washing and carbo locks were also firm on early trading. Crutchings were unchanged. **Passed in rate: 17.8%. Major Buyers:** PJ Morris, BWK Elders, Modiano, Itochu.

Next Week: Sales in Melbourne, Sydney & Fremantle with 62,800 bales rostered nationally.

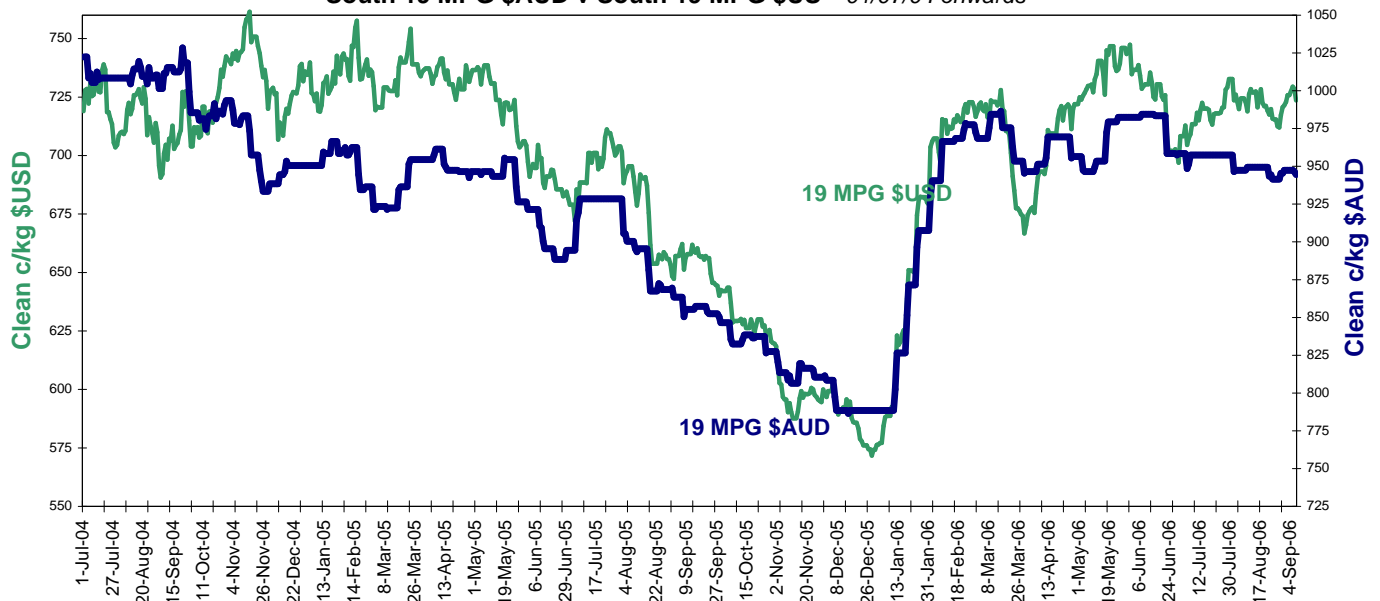
Please remember Wooltrade will continue to provide market exposure for growers looking to take advantage of any favourable selling conditions. Consult your wool representative or Wooltrade for more information.

(Comments: Brian Vagg - Wooltrade)

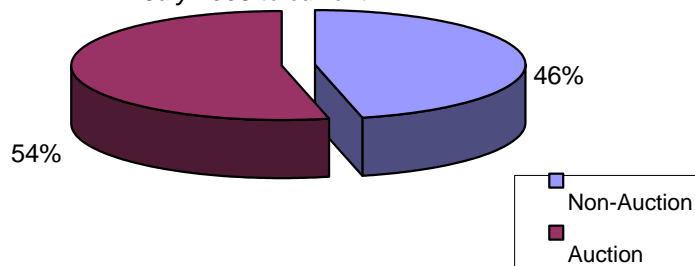
Nth Micron Price Guide Movement 1995-2006



South 19 MPG \$AUD v South 19 MPG \$US - 01/07/04 onwards



Wooltrade Sales - Auction & Non-auction Days July 2005 to current



This pie chart shows that close to 50% of all wool sold on Wooltrade occurs on NON AUCTION days.

Please consider the opportunities available by having constant market exposure and list your wool on Wooltrade.

Source: AWEX, Commonwealth Bank of Australia, National Australia Bank, Sydney Futures Exchange.

Disclaimer: While all due care has been taken in the preparation of this document, no warranty is made as to its accuracy, reliability or completeness. To the extent permitted by law, neither Jemalong Wool, Wooltrade Australia, National Australia Bank, Sydney Futures Exchange or the Commonwealth Bank and its subsidiaries, and their staff, accept liability to any person for loss or damage arising from the use of the information contained herein.

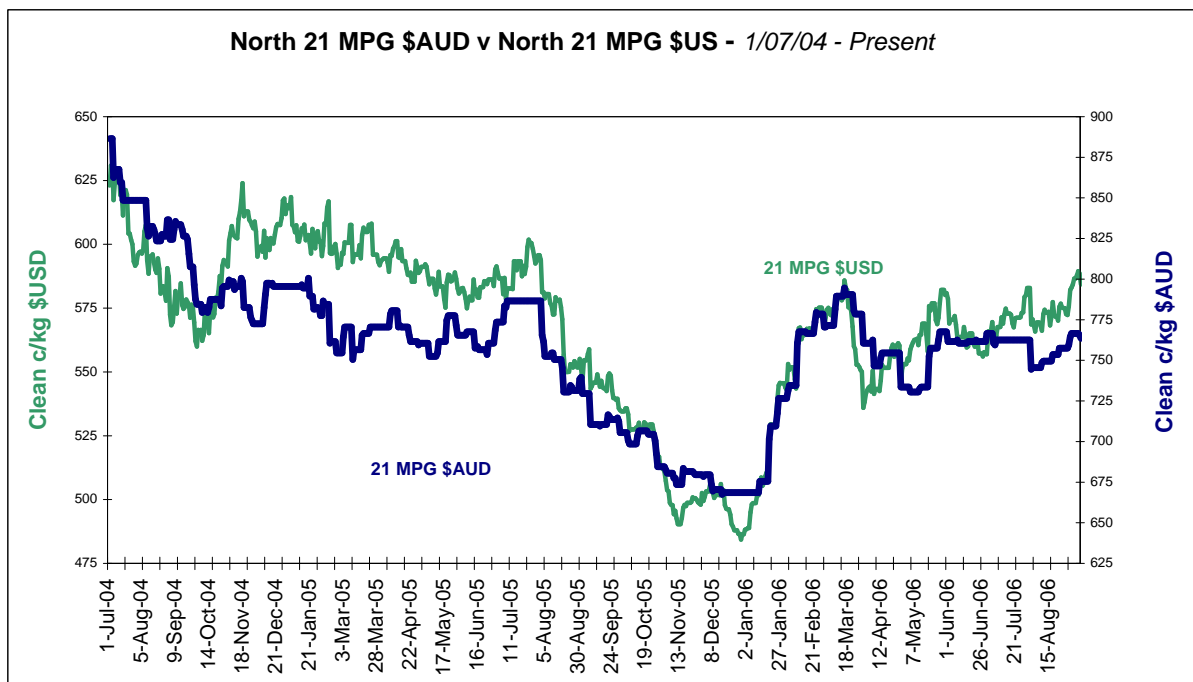
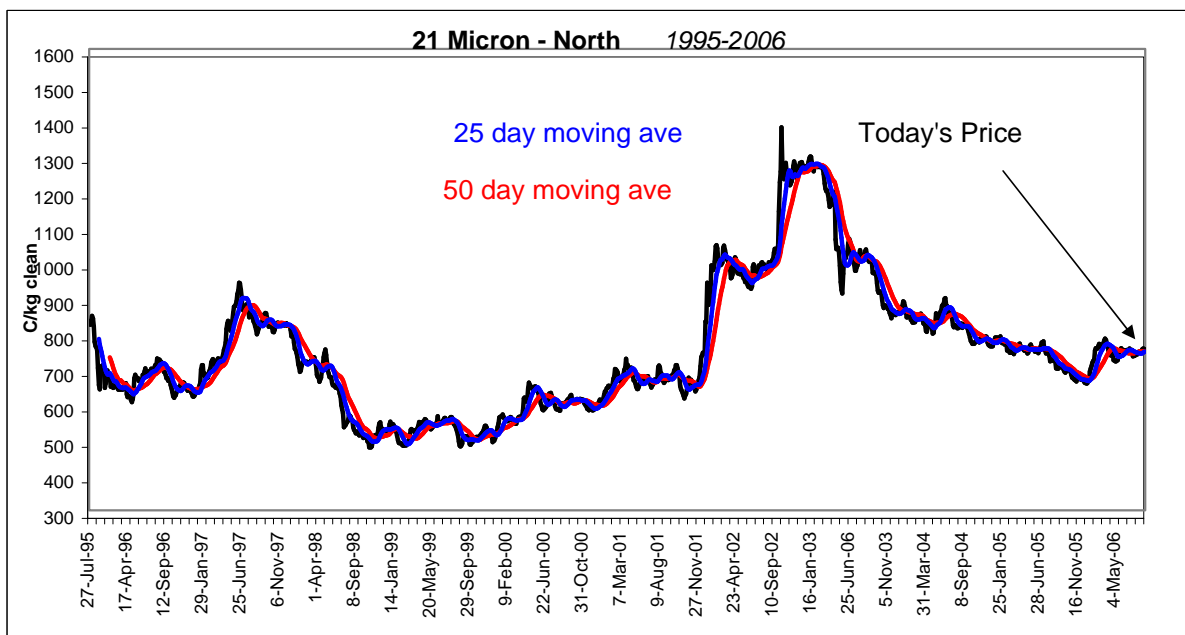


JEMALONG WOOL BULLETIN

(week ending 8/09/2006)

Table 2: Northern Market Deciles

Micron Price Guide (1995-2006)										
	19	20	21	22	23	24	25	26	28	MC
Current	937	822	753	721	701	678	611	561	483	387
90%	813	674	538	478	452	441	433	401	344	282
80%	893	715	600	536	505	481	463	440	384	333
70%	934	741	646	603	537	514	486	461	395	373
60%	955	768	673	647	590	567	542	473	408	402
50%	978	812	710	676	632	610	580	492	435	427
40%	1021	839	751	715	676	658	609	515	453	437
30%	1085	873	811	741	705	679	640	540	475	451
20%	1196	929	859	824	797	749	691	575	498	477
10%	1314	1003	999	996	991	980	938	702	558	538



Source: AWEX, Commonwealth Bank of Australia, National Australia Bank, Sydney Futures Exchange.

Disclaimer: While all due care has been taken in the preparation of this document, no warranty is made as to its accuracy, reliability or completeness. To the extent permitted by law, neither Jemalong Wool, Wooltrade Australia, National Australia Bank, Sydney Futures Exchange or the Commonwealth Bank and its subsidiaries, and their staff, accept liability to any person for loss or damage arising from the use of the information contained herein.



JEMALONG WOOL BULLETIN

(week ending 8/09/2006)

Table 3: National Australia Bank - Wool Swaps

NAB Wool Swaps																
08-Sep-2006																
Month	18 MIC	Prem/ Disc	19 MIC	Prem/ Disc	20 MIC	Prem/ Disc	21 MIC	Prem/ Disc	22 MIC	Prem/ Disc	23 MIC	Prem/ Disc	24 MIC	Prem/ Disc	28 MIC	Prem/ Disc
Sep-06	1060	-14	925	-12	814	-8	737	-16	705	-16	690	-11	660	-18	445	-38
Oct-06	1065	-9	930	-7	817	-5	743	-10	707	-14	690	-11	660	-18	447	-36
Nov-06	1069	-5	937	0	815	-7	749	-4	708	-13	691	-10	661	-17	455	-28
Dec-06	1073	-1	942	+5	818	-4	755	+2	710	-11	691	-10	661	-17	455	-28
Jan-07	1079	+5	949	+12	823	+1	760	+7	711	-10	691	-10	659	-19	456	-27
Feb-07	1083	+9	955	+18	826	+4	767	+14	716	-5	692	-9	659	-19	456	-27
Mar-07	1088	+14	961	+24	831	+9	771	+18	713	-8	692	-9	657	-21	456	-27
Apr-07	1093	+19	966	+29	834	+12	774	+21	714	-7	692	-9	657	-21	458	-25
May-07	1098	+24	971	+34	836	+14	770	+17	715	-6	693	-8	657	-21	458	-25
Jun-07	1100	+26	978	+41	838	+16	777	+24	716	-5	693	-8	657	-21	460	-23
Jul-07	1100	+26	984	+47	841	+19	774	+21	713	-8	691	-10	657	-21	460	-23
Aug-07	1102	+28	989	+52	843	+21	781	+28	715	-6	691	-10	655	-23	460	-23
Sep-07	1104	+30	994	+57	844	+22	782	+29	715	-6	689	-12	654	-24	462	-21
Oct-07	1106	+32	998	+61	843	+21	783	+30	715	-6	688	-13	653	-25	461	-22
Nov-07	1105	+31	1002	+65	842	+20	784	+31	714	-7	687	-14	652	-26	457	-26

Table 4: Commonwealth Bank of Australia - Wool Futures

CBA Wool Futures Quotes																		
08-Sep-2006																		
Month	18 MIC	Prem/ Disc	19 MIC	Prem/ Disc	20 MIC	Prem/ Disc	21 MIC	Prem/ Disc	22 MIC	Prem/ Disc	23 MIC	Prem/ Disc	24 MIC	Prem/ Disc	25 MIC	Prem/ Disc	28 MIC	Prem/ Disc
Sep-06	1080	+6	935	-2	830	+8	755	+2	720	-1	700	-1	675	-3	625	14	475	-8
Oct-06	1085	+11	940	+3	830	+8	760	+7	720	-1	700	-1	675	-3	625	14	470	-13
Nov-06	1090	+16	945	+8	835	+13	770	+17	720	-1	700	-1	675	-3	622	11	470	-13
Dec-06	1095	+21	950	+13	835	+13	775	+22	720	-1	700	-1	670	-8	620	9	465	-18
Jan-07	1100	+26	960	+23	835	+13	780	+27	720	-1	695	-6	670	-8	619	8	462	-21
Feb-07	1100	+26	965	+28	840	+18	785	+32	725	+4	695	-6	670	-8	619	8	459	-24
Mar-07	1105	+31	970	+33	840	+18	790	+37	725	+4	695	-6	665	-13	618	7	454	-29
Apr-07	1110	+36	975	+38	845	+23	790	+37	725	+4	695	-6	665	-13	615	4	451	-32
May-07	1120	+46	985	+48	850	+28	795	+42	730	+9	690	-11	665	-13	614	3	450	-33
Jun-07	1125	+51	995	+58	852	+30	800	+47	730	+9	690	-11	660	-18	614	3	446	-37
Jul-07	1130	+56	1000	+63	858	+36	800	+47	735	+14	685	-16	655	-23	611	0	444	-39
Aug-07	1135	+61	1005	+68	862	+40	805	+52	735	+14	685	-16	655	-23	609	-2	442	-41
Sep-07	1135	+61	1010	+73	868	+46	810	+57	735	+14	685	-16	650	-28	608	-3	442	-41
Oct-07	1140	+66	1015	+78	872	+50	815	+62	741	+20	680	-21	650	-28	606	-5	438	-45
Nov-07	1150	+76	1020	+83	880	+58	817	+64	745	+24	680	-21	645	-33	606	-5	436	-47

Table 5: Sydney Futures Exchange - Wool Futures Prices

SFE FUTURES PRICES								
8-Sep-06								
Month	19 MIC	Wkly Diff.	Prem/ Disc	21 MIC	Wkly Diff.	Prem/ Disc	23 MIC	Wkly Diff.
Oct-06	962	+13	+25	783	-3	+30	705	0
Dec-06	981	+15	+44	799	-10	+46	707	0
Feb-07	999	+4	+62	813	-9	+60	705	0
Apr-07	1009	+3	+72	824	-8	+71	702	0
Jun-07	1025	-2	+88	835	-5	+82	702	0
Aug-07	1035	-2	+98	843	-10	+90	702	0
Oct-07	1033	-2	+96	852	-8	+99	702	0
Dec-07	1031	-2	+94	854	-8	+101	706	0
Feb-08	1033	-2	+96	854	-8	+101	706	0

Source: AWEX, Commonwealth Bank of Australia, National Australia Bank, Sydney Futures Exchange.

Disclaimer: While all due care has been taken in the preparation of this document, no warranty is made as to its accuracy, reliability or completeness. To the extent permitted by law, neither Jemalong Wool, Wooltrade Australia, National Australia Bank, Sydney Futures Exchange or the Commonwealth Bank and its subsidiaries, and their staff, accept liability to any person for loss or damage arising from the use of the information contained herein.

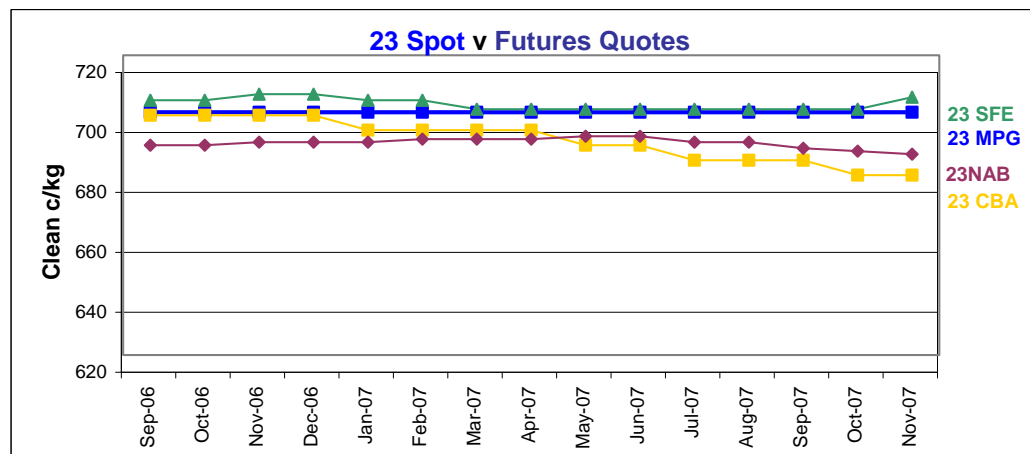
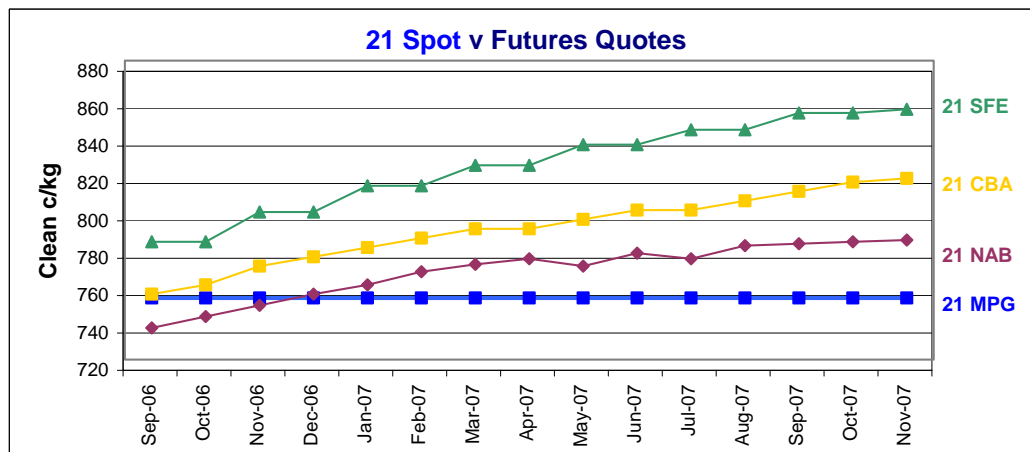
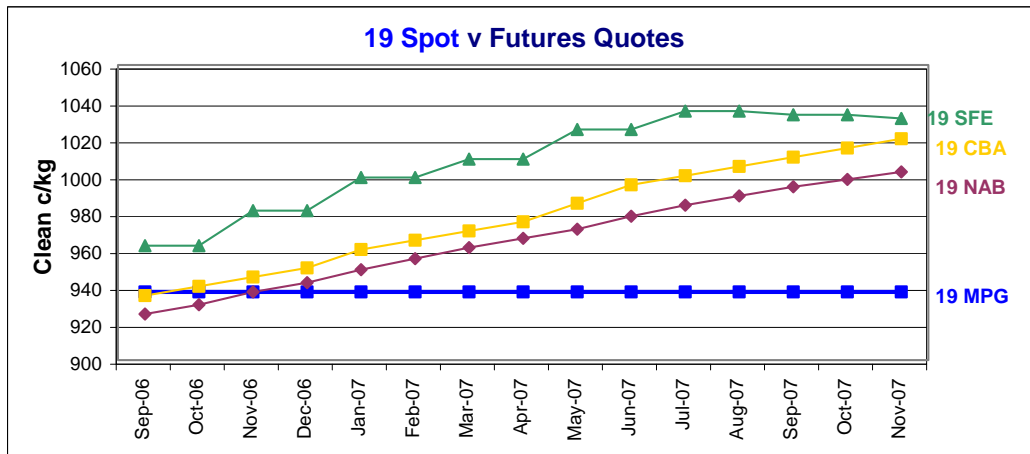
This document does not take into account your financial objectives and circumstances. You should assess whether the information is appropriate in light of your financial circumstances or contact your financial advisor.



JEMALONG WOOL BULLETIN

(week ending 8/09/2006)

Futures Graphs



Source: AWEX, Commonwealth Bank of Australia, National Australia Bank, Sydney Futures Exchange.

Disclaimer: While all due care has been taken in the preparation of this document, no warranty is made as to its accuracy, reliability or completeness. To the extent permitted by law, neither Jemalong Wool, Wooltrade Australia, National Australia Bank, Sydney Futures Exchange or the Commonwealth Bank and its subsidiaries, and their staff, accept liability to any person for loss or damage arising from the use of the information contained herein.

This document does not take into account your financial objectives and circumstances. You should assess whether the information is appropriate in light of your financial circumstances or contact your financial advisor.