



JEMALONG WOOL BULLETIN

(week ending 11/08/2006)

Table 1: Northern Market Prices

Micron Price	Current	Weekly	10-yr	Price as %	This time		
Guides	Price	Change	Average	of Ave	last year	Year high	Year low
North Ind	766	4	761	101%	719	769	760
18	1064	11	1332	80%	992	1064	1044
18.5	1002	6	1062	94%	954	1002	996
19	942	2	1026	92%	888	950	939
19.5	874	0	1018	86%	828	890	874
20	813	1	830	98%	784	827	811
21	739	4	747	99%	740	752	734
22	710	1	707	100%	723	722	709
23	700	0	672	104%	710	705	699
24	678	0	651	104%	692	687	678
25	624	-1	615	101%	630	634	624
26	589	-5	582	101%	562	594	589
28	485	1	517	94%	470	490	484
30	426	2	466	91%	437	434	424
32	401	0	442	91%	403	408	401
MC	395	3	417	95%	430	417	392

NORTHERN MARKET REPORT -

Australian Dollar 76.395 US as of 10/08/2006

The first Southern sale after the recess was commenced in Melbourne on Tuesday with 8,078 bales offered (953 or 11.8% were reoffered lots). The market generally opened much cheaper compared to the previous Melb sale. The 17.5 mic fleece rose 22 cents, 18 mic plus 12 cents 18.5 plus 5 cents, 19 to 19.5 mic fell 5 cents, 21 to 23 micron fell 20-22 cents, 24 mic fell 5 cents XB fleece fell 6 to 7 cents. Locks eased slightly while crutchings were up to 10-12 cents cheaper. **Passed in rate: 15.8%. Major Buyers:** Itochu, Kathaytex, Williams Wool, Modiano, Masurel and Chargeurs

On Wednesday Melbourne had 8,293 bales on offer (415 bales or 5% were reoffered lots). Prices for 17.5 to 19 micron fleeces were slightly easier falling 3 to 6 cents. The 20.0 rose 7 cents, 21 micron rose 11 cents, 22 mic rose 3 cents and 24-26 mic fell 3 to 5 cents. The crossbreds also remained unchanged. Merino skirtings closed firm while oddments 10-15 cents firmer. **Passed in rate: 16.2%. Major Buyers:** Itochu, Kathaytex, Fox & Lillie, Techwool BWK Elders and Startoy

Melbourne had 10,441 bales offered on Thursday with 9% or 940 reoffered bales. The market opened firm with the only real gain recorded in the 20 mic fleece. 17.5 mic fell 3 cents. XB fleece eased slightly on a limited offering. Locks eased slightly and crutchings were unchanged. **Passed in rate: 10.0%. Major Buyers:** Itochu, Modiano, BWK Elders, Techwool, Chargeurs and Quality Wool

The Sydney on Wednesday had 8,384 bales offered (1,218 or 14.6% were reoffered lots). The market opened firm with much most microns closing on a similar note. The exception was the 17.5 micron fleece which rose 28 cents. The finer more stylish skirts from 18.5 to 21 mic rose 5-10 cents. XB fleece stayed firm. Locks and crutchings also closed firm. Passed in rate: 7.7%. **Major Buyers: BWK Elders, Techwool, Southern Cross, Chargeurs & Modiano**

On Thursday the Sydney market closed with mixed results. There were 8647 bales on offer (813 bales or 8.4% were reoffered lots). Prices for 17.0 and 18.0 mic fleece rose 4 cents, 20-21 mic rose 1 cent and 26 mic fell 4 cents. The crossbreds also remained unchanged. Merino skirtings closed firm while oddments were slightly firmer. **Passed in rate: 16.2%. Major Buyers:** BWK Elders, Techwool, Modiano, Williams Wool & Chargeurs

In Fremantle on Wednesday there were 5,632 bales offered (783 bales or 13.9% were reoffered lots). The market opened firm and closed with 18.5 to 20 mic rising slightly, the 21 mic rising 7 cents and 22 mic rising 2 cents. The finer skirts were slightly firmer and the 20 to 22 mic skirts rose by up 2 cents. Lambs, locks and crutching all closed firm. **Passed in rate: 10.5% Major Buyers:** BWK Elders, PJ Morris, Modiano, Itochu, Michell & H Dawson

Fremantle on Thursday had 4,438 bales offered (772 bales or 17.4% were reoffered lots). The market opened firm with 19 micron fleeces falling slightly, and the 20, 22-23 mic fleeces rising slightly. The finer skirts were slightly dearer with others unchanged. Lambs were unchanged, washing locks were firm, carbo locks 5-6 cents firmer. Crutchings were slightly dearer. **Passed in rate: 17.0%. Major Buyers:** BWK Elders, Modiano, PJ Morris, Itochu, Kathaytex & Dewavrin

Next Week: There are two day sales in all centres with 50,625 bales rostered nationally.

Please remember Wooltrade will continue to provide market exposure for growers looking to take advantage of any favourable selling conditions. Consult your wool representative or Wooltrade for more information.

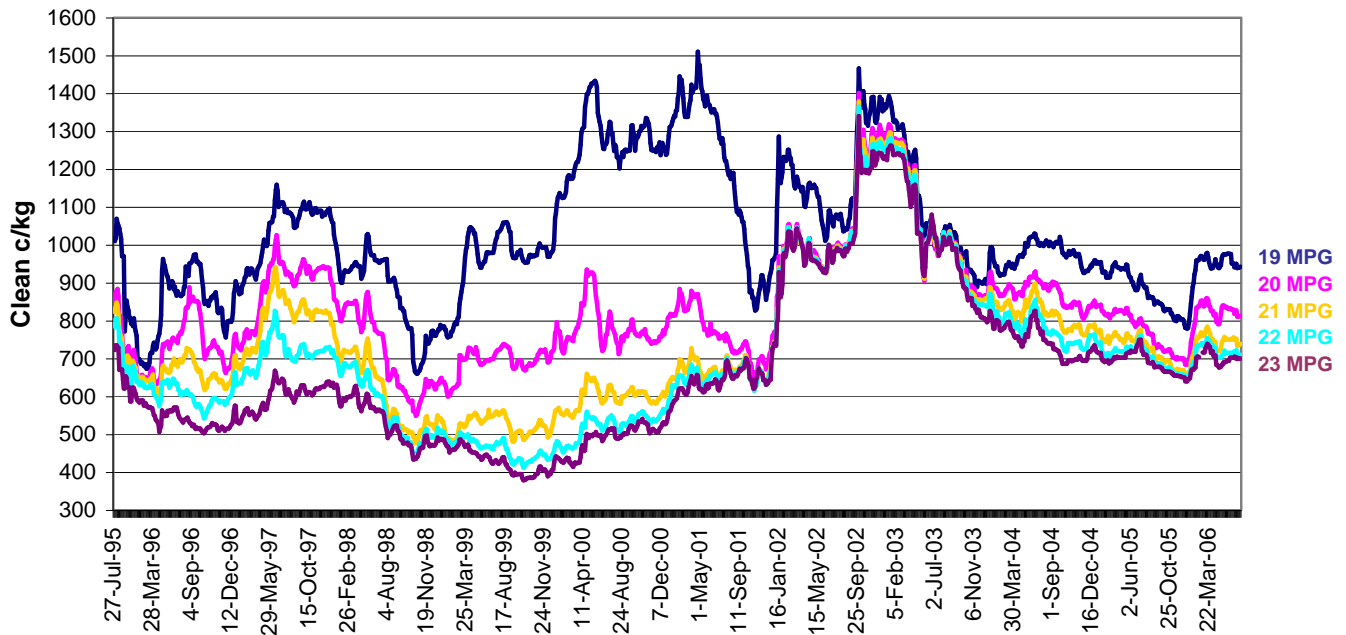
(Comments: Brian Vagg - Wooltrade)

Source: AWEX, Commonwealth Bank of Australia, National Australia Bank, Sydney Futures Exchange.

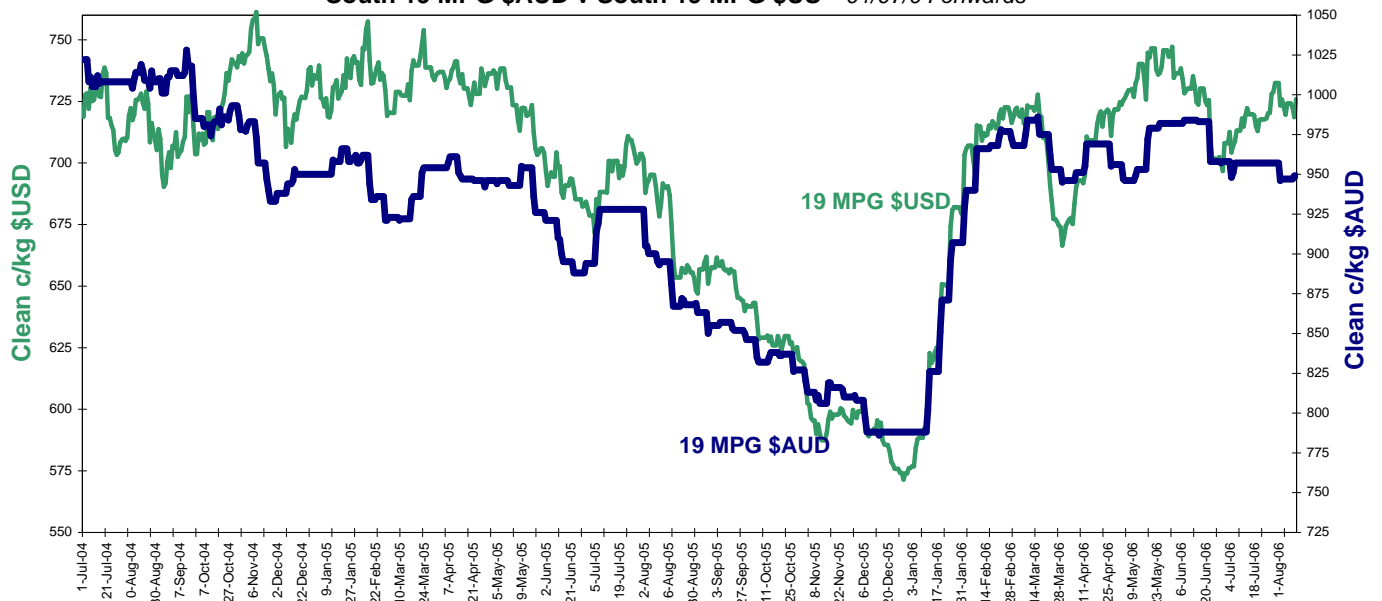
Disclaimer: While all due care has been taken in the preparation of this document, no warranty is made as to its accuracy, reliability or completeness. To the extent permitted by law, neither Jemalong Wool, Wooltrade Australia,

National Australia Bank, Sydney Futures Exchange or the Commonwealth Bank and its subsidiaries, and their staff, accept liability to any person for loss or damage arising from the use of the information contained herein.

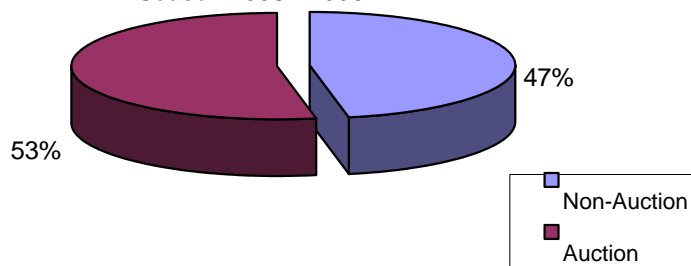
Nth Micron Price Guide Movement 1995-2006



South 19 MPG \$AUD v South 19 MPG \$US - 01/07/04 onwards



Wooltrade Sales - Auction & Non-auction Days Season 2005 - 2006



This pie chart shows that close to 50% of all wool sold on Wooltrade occurs on NON AUCTION days.

Please consider the opportunities available by having constant market exposure and list your wool on Wooltrade.

Source: AWEX, Commonwealth Bank of Australia, National Australia Bank, Sydney Futures Exchange.

Disclaimer: While all due care has been taken in the preparation of this document, no warranty is made as to its accuracy, reliability or completeness. To the extent permitted by law, neither Jemalong Wool, Wooltrade Australia, National Australia Bank, Sydney Futures Exchange or the Commonwealth Bank and its subsidiaries, and their staff, accept liability to any person for loss or damage arising from the use of the information contained herein.

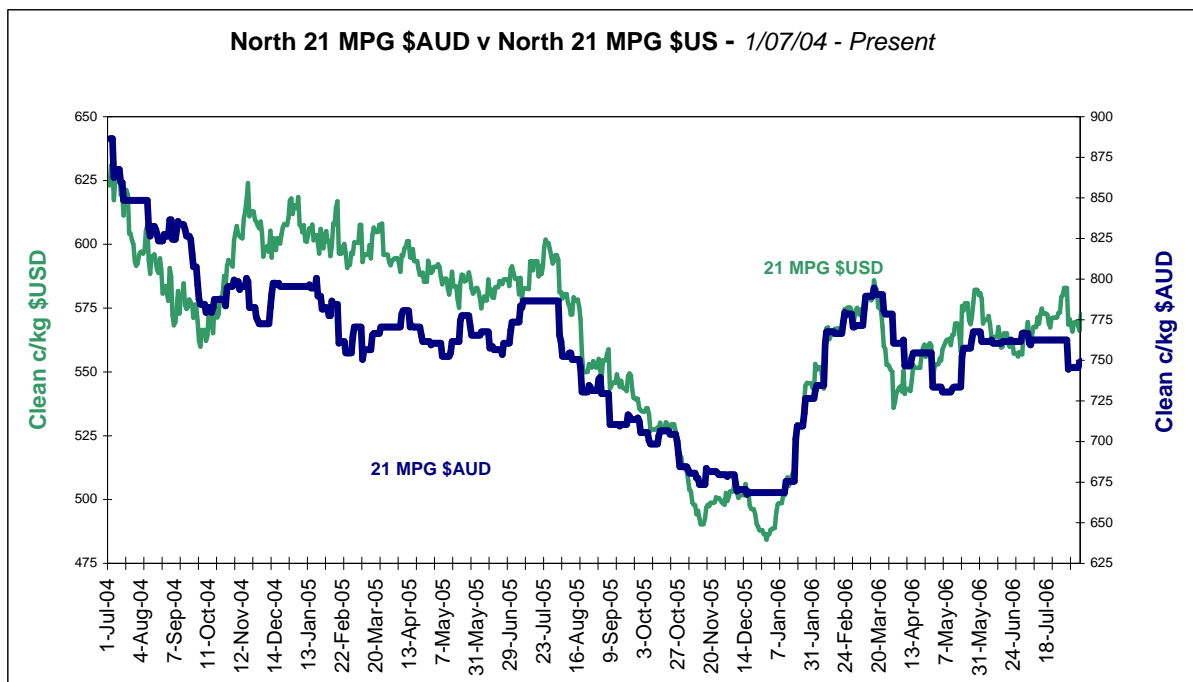
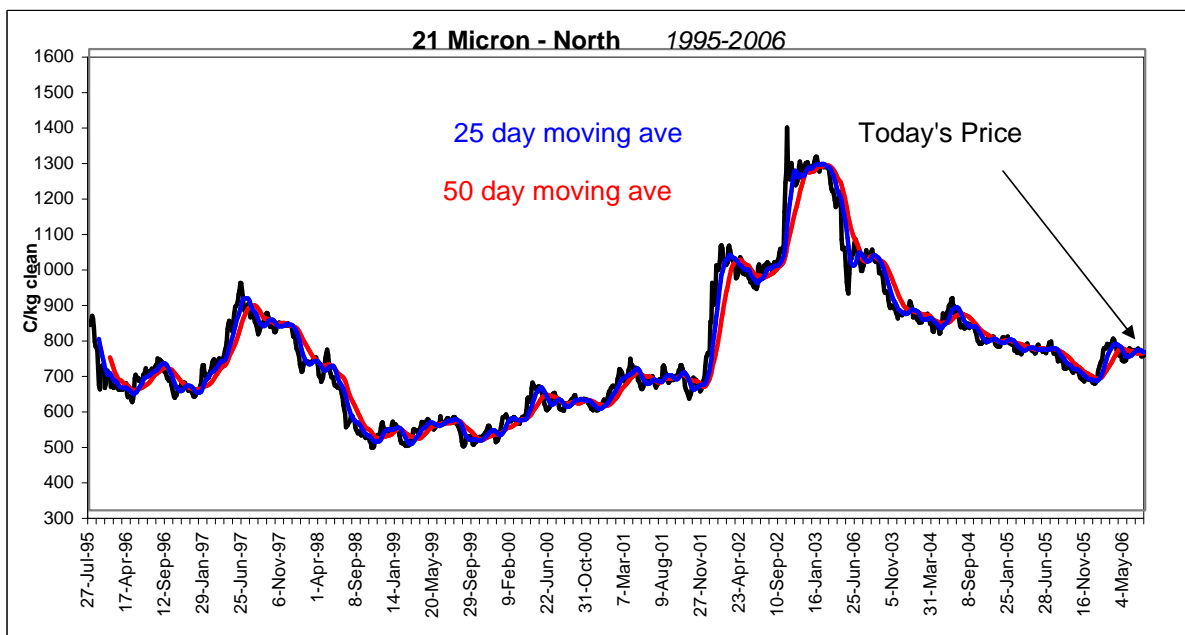


JEMALONG WOOL BULLETIN

(week ending 11/08/2006)

Table 2: Northern Market Deciles

Micron Price Guide (1995-2006)										
	19	20	21	22	23	24	25	26	28	MC
Current	942	813	739	710	700	678	624	589	485	395
90%	812	673	537	477	452	440	432	401	343	281
80%	891	715	600	535	503	481	463	440	383	327
70%	933	740	645	602	536	513	486	460	395	372
60%	955	767	672	645	589	565	542	472	410	403
50%	979	812	709	675	629	609	580	494	435	427
40%	1023	839	751	715	674	657	607	516	453	437
30%	1086	875	813	741	706	681	641	541	475	452
20%	1203	929	862	825	798	752	691	577	499	478
10%	1315	1003	1000	996	992	980	939	703	559	540



Source: AWEX, Commonwealth Bank of Australia, National Australia Bank, Sydney Futures Exchange.

Disclaimer: While all due care has been taken in the preparation of this document, no warranty is made as to its accuracy, reliability or completeness. To the extent permitted by law, neither Jemalong Wool, Wooltrade Australia, National Australia Bank, Sydney Futures Exchange or the Commonwealth Bank and its subsidiaries, and their staff, accept liability to any person for loss or damage arising from the use of the information contained herein.



JEMALONG WOOL BULLETIN

(week ending 11/08/2006)

Table 3: National Australia Bank - Wool Swaps

NAB Wool Swaps																
11-Aug-2006																
Month	18 MIC	Prem/ Disc	19 MIC	Prem/ Disc	20 MIC	Prem/ Disc	21 MIC	Prem/ Disc	22 MIC	Prem/ Disc	23 MIC	Prem/ Disc	24 MIC	Prem/ Disc	28 MIC	Prem/ Disc
Aug-06	1010	-54	905	-37	798	-15	718	-21	700	-10	683	-17	660	-18	435	-50
Sep-06	1020	-44	907	-35	803	-10	720	-19	705	-5	685	-15	660	-18	437	-48
Oct-06	1025	-39	913	-29	808	-5	725	-14	710	0	685	-15	661	-17	445	-40
Nov-06	1032	-32	923	-19	808	-5	730	-9	715	+5	685	-15	661	-17	445	-40
Dec-06	1035	-29	932	-10	815	+2	740	+1	720	+10	685	-15	659	-19	446	-39
Jan-07	1042	-22	934	-8	820	+7	745	+6	723	+13	683	-17	659	-19	446	-39
Feb-07	1053	-11	943	+1	824	+11	750	+11	725	+15	680	-20	657	-21	446	-39
Mar-07	1059	-5	950	+8	826	+13	750	+11	728	+18	678	-22	657	-21	448	-37
Apr-07	1065	+1	958	+16	832	+19	753	+14	728	+18	675	-25	657	-21	448	-37
May-07	1074	+10	962	+20	835	+22	758	+19	728	+18	675	-25	657	-21	450	-35
Jun-07	1082	+18	970	+28	838	+25	762	+23	728	+18	675	-25	657	-21	450	-35
Jul-07	1087	+23	985	+43	840	+27	767	+28	728	+18	675	-25	655	-23	450	-35
Aug-07	1089	+25	989	+47	844	+31	776	+37	727	+17	674	-26	654	-24	452	-34
Sep-07	1093	+29	993	+51	848	+35	780	+41	728	+18	671	-29	653	-25	451	-35
Oct-07	1095	+31	997	+55	847	+34	781	+42	727	+17	670	-30	652	-26	447	-38

Table 4: Commonwealth Bank of Australia - Wool Futures

CBA Wool Futures Quotes																		
11-Aug-2006																		
Month	18 MIC	Prem/ Disc	19 MIC	Prem/ Disc	20 MIC	Prem/ Disc	21 MIC	Prem/ Disc	22 MIC	Prem/ Disc	23 MIC	Prem/ Disc	24 MIC	Prem/ Disc	25 MIC	Prem/ Disc	28 MIC	Prem/ Disc
Aug-06	1043	-21	925	-17	810	-3	735	-4	707	-3	693	-7	673	-5	635	11	468	-17
Sep-06	1048	-16	930	-12	815	+2	740	+1	710	0	691	-9	673	-5	630	6	468	-17
Oct-06	1053	-11	935	-7	815	+2	745	+6	710	0	687	-13	670	-8	629	5	467	-18
Nov-06	1058	-6	940	-2	820	+7	755	+16	710	0	685	-15	666	-12	627	3	465	-20
Dec-06	1065	+1	945	+3	825	+12	760	+21	710	0	683	-17	663	-15	625	1	462	-23
Jan-07	1071	+7	950	+8	825	+12	764	+25	715	+5	680	-20	658	-20	622	-2	458	-27
Feb-07	1081	+17	955	+13	830	+17	772	+33	715	+5	677	-23	657	-21	620	-4	453	-32
Mar-07	1097	+33	965	+23	830	+17	779	+40	715	+5	673	-27	654	-24	616	-8	450	-35
Apr-07	1102	+38	975	+33	835	+22	785	+46	720	+10	671	-29	652	-26	615	-9	450	-35
May-07	1107	+43	985	+43	840	+27	790	+51	725	+15	670	-30	647	-31	615	-9	445	-40
Jun-07	1112	+48	995	+53	845	+32	795	+56	725	+15	667	-33	644	-34	612	-12	443	-42
Jul-07	1117	+53	1005	+63	850	+37	800	+61	730	+20	663	-37	644	-34	611	-13	441	-44
Aug-07	1122	+58	1010	+68	855	+42	802	+63	730	+20	660	-40	642	-36	609	-15	441	-44
Sep-07	1124	+60	1015	+73	860	+47	805	+66	730	+20	658	-42	642	-36	607	-17	438	-47
Oct-07	1134	+70	1020	+78	870	+57	810	+71	735	+25	657	-43	640	-38	607	-17	436	-49

Table 5: Sydney Futures Exchange - Wool Futures Prices

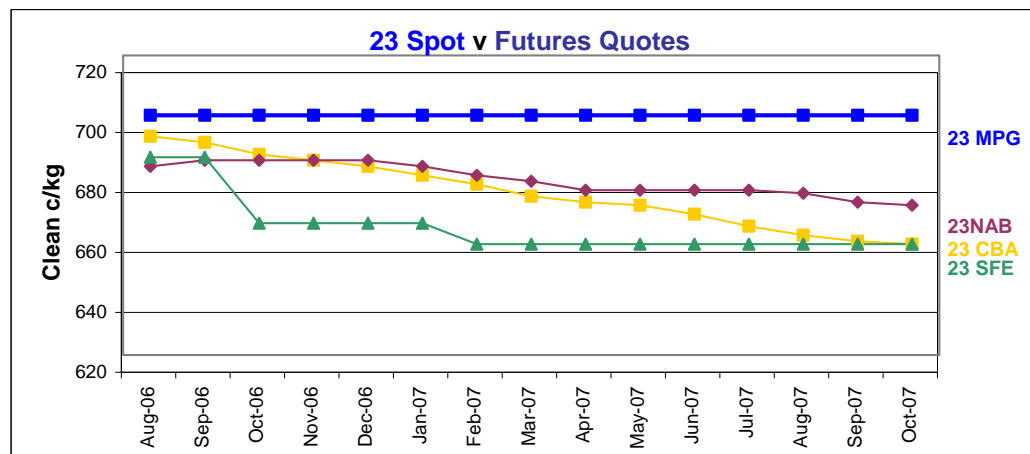
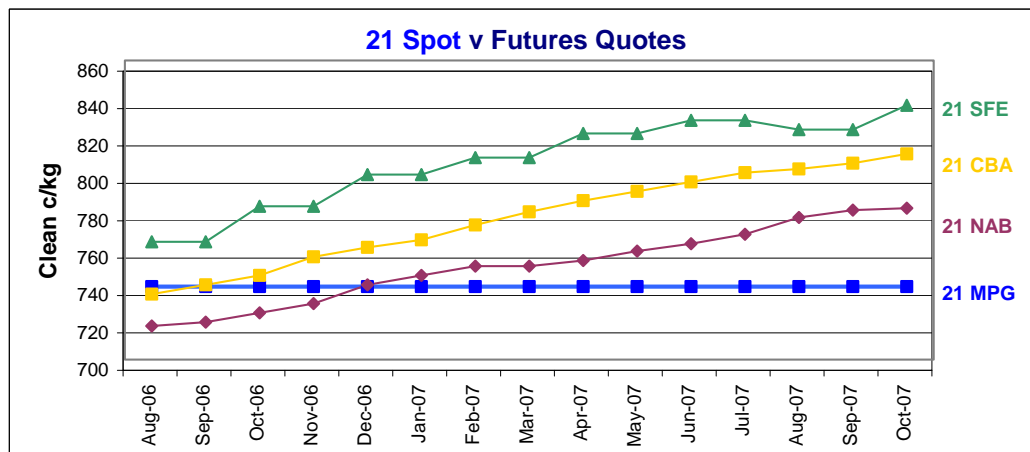
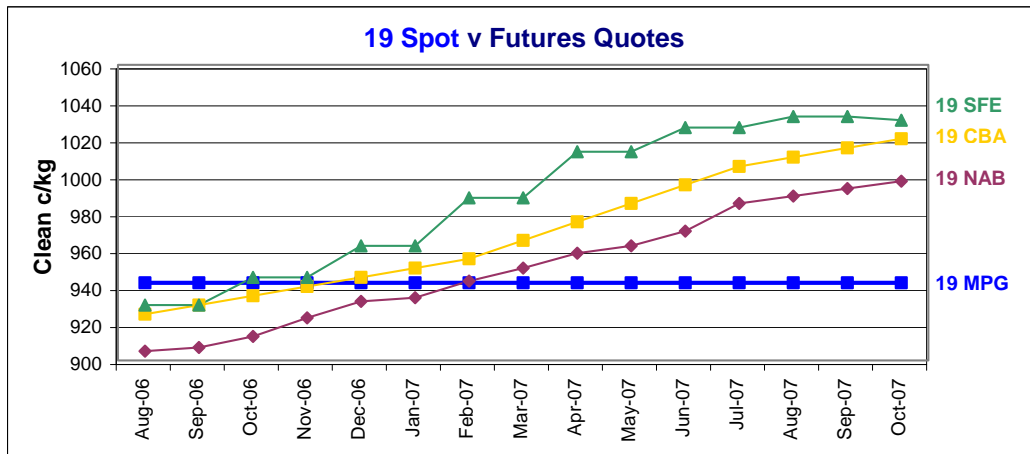
SFE FUTURES PRICES									
11-Aug-06									
Month	19 MIC	Wkly Diff.	Prem/ Disc	21 MIC	Wkly Diff.	Prem/ Disc	23 MIC	Wkly Diff.	Prem/ Disc
Oct-06	930	+5	-12	763	-11	+24	686	0	-14
Dec-06	945	0	+3	782	-2	+43	664	0	-36
Feb-07	962	-1	+20	799	+3	+60	664	0	-36
Apr-07	988	-5	+46	808	+3	+69	657	0	-43
Jun-07	1013	+3	+71	821	+6	+82	657	0	-43
Aug-07	1026	-1	+84	828	+6	+89	657	0	-43
Oct-07	1032	-3	+90	823	+6	+84	657	0	-43
Dec-07	1030	-3	+88	836	+6	+97	657	0	-43
Feb-08	1028	-3	+86	836	+6	+97	661	0	-39



JEMALONG WOOL BULLETIN

(week ending 11/08/2006)

Futures Graphs



Source: AWEX, Commonwealth Bank of Australia, National Australia Bank, Sydney Futures Exchange.

Disclaimer: While all due care has been taken in the preparation of this document, no warranty is made as to its accuracy, reliability or completeness. To the extent permitted by law, neither Jemalong Wool, Wooltrade Australia, National Australia Bank, Sydney Futures Exchange or the Commonwealth Bank and its subsidiaries, and their staff, accept liability to any person for loss or damage arising from the use of the information contained herein.

This document does not take into account your financial objectives and circumstances. You should assess whether the information is appropriate in light of your financial circumstances or contact your financial advisor.