



JEMALONG WOOL BULLETIN
(week ending 12/08/2005)

Table 1: Northern Market Prices

Micron Price Guides	Current Price	Weekly Change	10-yr Average	Price as % of Ave	This time last year	Year high	Year low
North Ind	719	-5	766	94%	796	746	719
18	992	-8	1385	72%	1088	1007	992
18.5	954	-6	1097	87%	1050	977	954
19	888	-5	1038	86%	1007	921	886
19.5	828	-1	1018	81%	952	850	828
20	764	-22	835	92%	896	806	764
21	740	-2	750	99%	822	776	740
22	723	-3	708	102%	781	761	723
23	710	0	670	106%	749	750	710
24	692	0	649	107%	690	698	688
25	630	0	614	103%	666	643	627
26	562	-2	583	96%	639	576	562
28	470	-1	521	90%	540	480	470
30	437	1	470	93%	466	444	436
32	403	0	446	90%	427	406	403
MC	430	-4	417	103%	430	441	430

NORTHERN MARKET REPORT -

Australian Dollar 76.63 US as of 11/08/2005

This week sales resumed in all centres after the completion of the mid year break

The Sydney market opened on Tuesday with an offering of 5,080 bales. All microns maintained similar levels to last weeks close except 18-19 mic and the higher Vm types.

Better style skirtings with VM below 4% remained firm and falls of up to 10c/kg c ln seen in the higher VM types. The XB remained firm on a small selection. 11.5% was passed in & top buyers were BWK Elders, Modiano, Morpen, Schneider, Techwool and Chargeurs

On Wednesday, Sydney offered 7,437 bales with the better types remaining firm except for the better style 18 and finer which fell by 8c/kg 8. The less style, lower yield and with VM 2-3% fell by around 5 c/kg. The better length skirtings gained around slightly and the others remained firm. XB's were unchanged, Carbo locks 5-10 dearer and crutchings remained unchanged. A pass in rate of 10.3%

Sydney offered 5,713 bales on Thursday and the market fell across most microns, especially towards the end of the day which was predominately Brisbane stored wool. The 19-21 better styled skirtings remained firm with falls of around 10c in the Higher Vm area. XB's were generally unchanged on a small selection, washing locks unchanged & carbo locks irregular. Top buyers were BWK Elders, Itos Sth X & Techwool.

The Melbourne Market resumed on Tuesday with an offering of 12,221. The 18-20 Mic saw fall of around 20 cents with thre 21-22 mic falling up t0o 30/kg cln.

Better style skirtings with VM below 4% remained firm and falls of up to 10c/kg cln seen in the higher VM types. The XB were slightly cheaper on a small selection. A high pass in rate of 23.5% and the top buyers were Lempriere Fox & Lilloe, Itochu, Techwool & Chargeurs.

Sales in Fremantle opened on Wednesday with 7,554 bales offered. Falls were recorded in most microns especially the broader types. Skirtings remained firm & oddments generally unchanged

On Thursday Fremantle offered 5,656 falls were again recorded by around 10c/kg on all microns Locks & crutchings were 10 cents cheaper. Pass in rates were 17.3%. Major buyers were BWK Elders, PJ Morris, Itochu, Charguers and H Dawson.

Next week sales will be held in all three selling centres with just over 70,000 bales rostered for sale.

(Comments: Brian Vagg - Wooltrade)

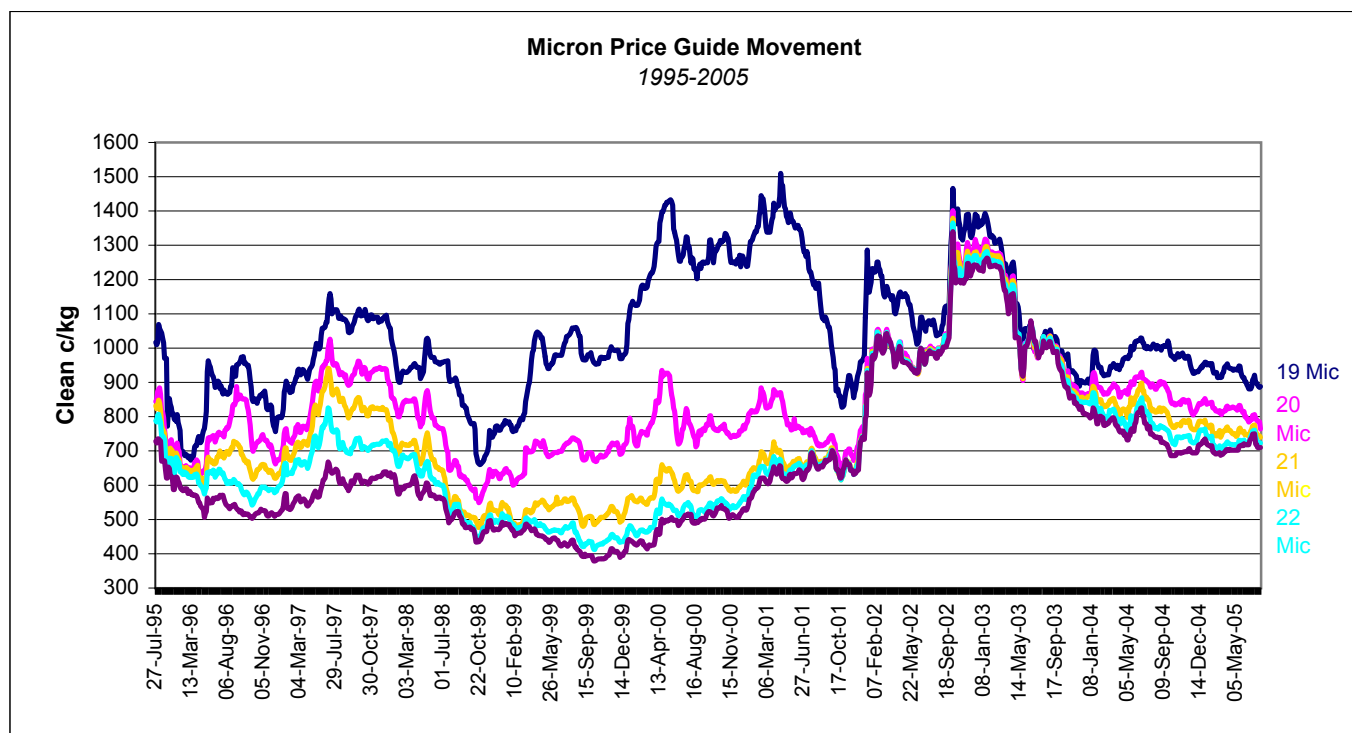


JEMALONG WOOL BULLETIN

(week ending 12/08/2005)

Table 2: Northern Market Deciles

Micron Price Guide (1995-2005)										
	19	20	21	22	23	24	25	26	28	MC
Current	888	764	740	723	710	692	630	562	470	430
90%	825	669	533	476	442	436	428	397	343	278
80%	905	714	585	526	498	478	459	438	382	310
70%	939	742	640	587	527	506	481	461	401	359
60%	967	769	667	635	571	551	526	476	423	399
50%	995	815	706	668	619	594	567	504	445	428
40%	1044	847	760	717	653	642	592	523	459	440
30%	1099	889	823	752	717	681	646	545	481	458
20%	1228	939	877	843	816	788	707	592	502	483
10%	1322	1012	1006	1007	1001	988	952	714	562	563

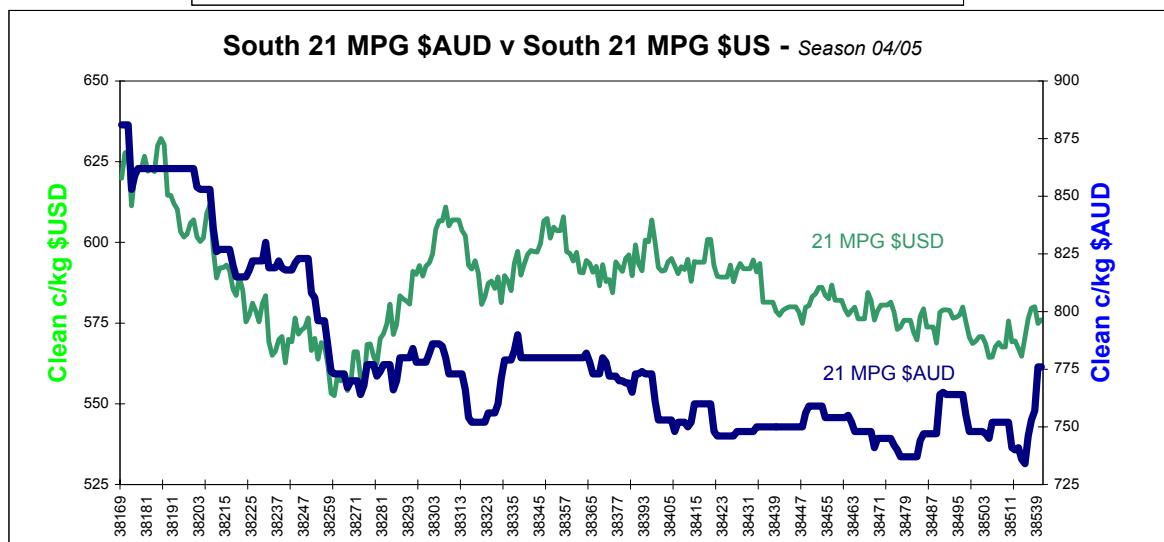
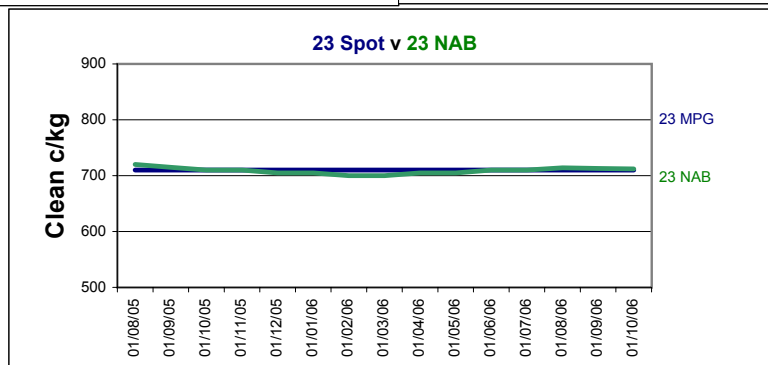
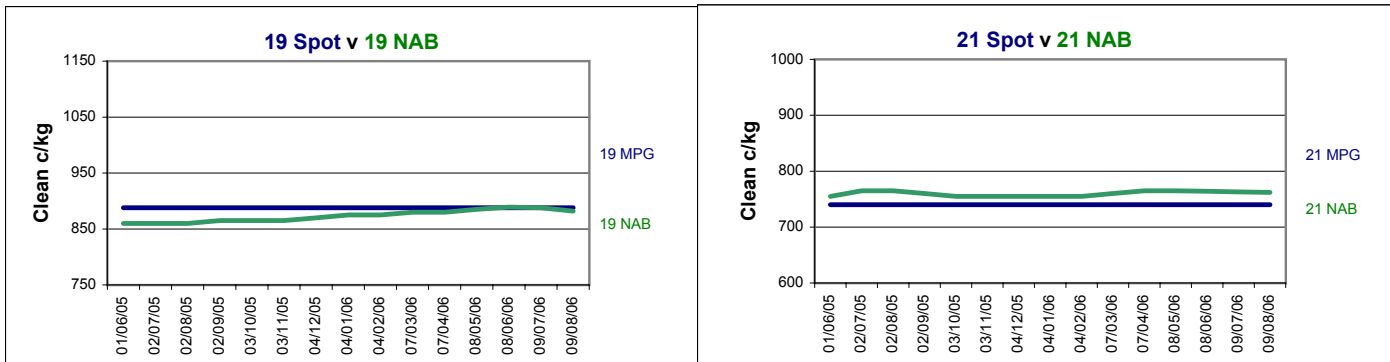




JEMALONG WOOL BULLETIN
(week ending 12/08/2005)

Table 3: National Australia Bank - Wool Swaps

NAB Producer Bids																
12-Aug-2005																
Delivery Month	18 MIC	Diff. To Spot	19 MIC	Diff. To Spot	20 MIC	Diff. To Spot	21 MIC	Diff. To Spot	22 MIC	Diff. To Spot	23 MIC	Diff. To Spot	24 MIC	Diff. To Spot	28 MIC	Diff. To Spot
Aug-05	965	-27	860	-28	770	+6	755	+15	735	+12	720	+10	670	-22	450	-20
Sep-05	965	-27	860	-28	770	+6	765	+25	735	+12	715	+5	670	-22	450	-20
Oct-05	960	-32	860	-28	770	+6	765	+25	730	+7	710	0	665	-27	445	-25
Nov-05	960	-32	865	-23	770	+6	760	+20	730	+7	710	0	665	-27	445	-25
Dec-05	960	-32	865	-23	770	+6	755	+15	730	+7	705	-5	660	-32	440	-30
Jan-06	955	-37	865	-23	770	+6	755	+15	730	+7	705	-5	660	-32	435	-35
Feb-06	955	-37	870	-18	775	+11	755	+15	725	+2	700	-10	660	-32	435	-35
Mar-06	950	-42	875	-13	775	+11	755	+15	725	+2	700	-10	660	-32	440	-30
Apr-06	945	-47	875	-13	775	+11	755	+15	720	-3	705	-5	665	-27	440	-30
May-06	945	-47	880	-8	775	+11	760	+20	720	-3	705	-5	665	-27	440	-30
Jun-06	945	-47	880	-8	775	+11	765	+25	720	-3	710	0	665	-27	445	-25
Jul-06	950	-42	885	-3	780	+16	765	+25	720	-3	710	0	665	-27	445	-25
Aug-06	959	-33	889	+1	784	+20	764	+24	724	+1	714	+4	669	-23	449	-21
Sep-06	963	-29	888	0	788	+24	763	+23	723	0	713	+3	673	-19	453	-17
Oct-06	977	-15	882	-6	792	+28	762	+22	727	+4	712	+2	677	-15	452	-18



Source: AWEX, National Australia Bank

Disclaimer: While all due care has been taken in preparation of this document, no responsibility is taken by "broker" or its staff for the accuracy of the information contained herein.