



JEMALONG WOOL BULLETIN

(week ending 16/02/2006)

Table 1: Northern Market Prices

Micron Price Guides	Current Price	Weekly Change	10-yr Average	Price as % of Ave	This time last year	Year high	Year low
North Ind	749	4	761	98%	742	749	642
18	1048	5	1349	78%	1011	1048	900
18.5	1003	14	1068	94%	981	1003	832
19	961	2	1028	93%	937	961	779
19.5	895	-1	1018	88%	878	897	736
20	838	3	830	101%	826	838	684
21	756	-1	747	101%	750	776	657
22	734	0	707	104%	721	761	648
23	704	-1	670	105%	699	750	640
24	685	0	650	105%	676	698	631
25	600	5	615	98%	580	643	588
26	564	6	582	97%	541	580	536
28	477	-1	518	92%	469	480	424
30	429	5	468	92%	429	444	390
32	381	0	444	86%	395	406	369
MC	435	-2	416	104%	454	441	380

NORTHERN MARKET REPORT -

Australian Dollar 73.87 US as of 16/02/2006

Sales were held in Sydney, Melbourne and Fremantle this week and the national offering was rather large with 74,658 bales offered.

Sales opened nationally in Melbourne on Tuesday. Compared to last weeks very good selection, the finer end retreated 5-10cents, with the 17.0 mic falling 14 cents. Skirtings also eased by around 5-6 cents. A good selection of XB's resulted in a rise of 10-18 cents. The pass in rate for Tuesday was 7.5%.

On Wednesday Melbourne had 10,109 bales offered with the strongest support in the 18-19.0 micron types which recorded 6-12 cent gains. The 19.5-21.0 micron fell 6-8 cents. 26 microns rose 10 cents. Skirtings remained unchanged with bellies receiving the strongest support. Locks remained in sellers favour and crutchings were 5 cents dearer. 3.9% was passed in.

There was a larger offering on Thursday of nearly 12,000 bales which saw mixed mixed results. 18.0 & finer rose 4-8 cents, 18.5 fell 5 cents, 19.5 to 21.0 mic roses 3-6 cents, 22-23.0 fell marginally and small increase were recorded in the 24-28 micron area.

The skirtings closed firmer with good support on the better types. Locks traded 5-10 cents firmer and crutchings remained firm. The pass in rate for Thursday was 6.3%. The major buyers for the week in Melbourne were Kathaytex, Itochu, BWK Elders, Techwool & Schneider

In Sydney sales on Wednesday prices rose by 10c/kg for 18.5 micron and small increases of 3-5 cents were seen in the 18.0, 19.0-20 mic and other types remained firm. Skirtings and XB's remained firm. Washing locks fell slightly, carbo locks firm and crutchings rose 5-10 cents. On Thursday Sydney was similar to Melb with mixed results. Small gains were recorded in 18.5-19.0 mic, 19.5 fell marginally and other types were firm. Skirtings were strong for types below 5% VM and small falls in the higher VM types. XB stayed firm, locks unchanged and washing crutchings eased slightly.

In Fremantle on Wednesday prices were slightly cheaper with the biggest falls recorded in the 21-22 mic which fell 3-6 cents. Skirtings fell 5-10 cents. Washing locks fell 5-10 cents, carbo locks and crutchings fell 5 cents. On Thursday Fremantle had 10-12 cent rises in the 19-20.0 mic types and others remained unchanged. Skirtings fell 10 cents, locks and crutchings rose 5-10 cents.

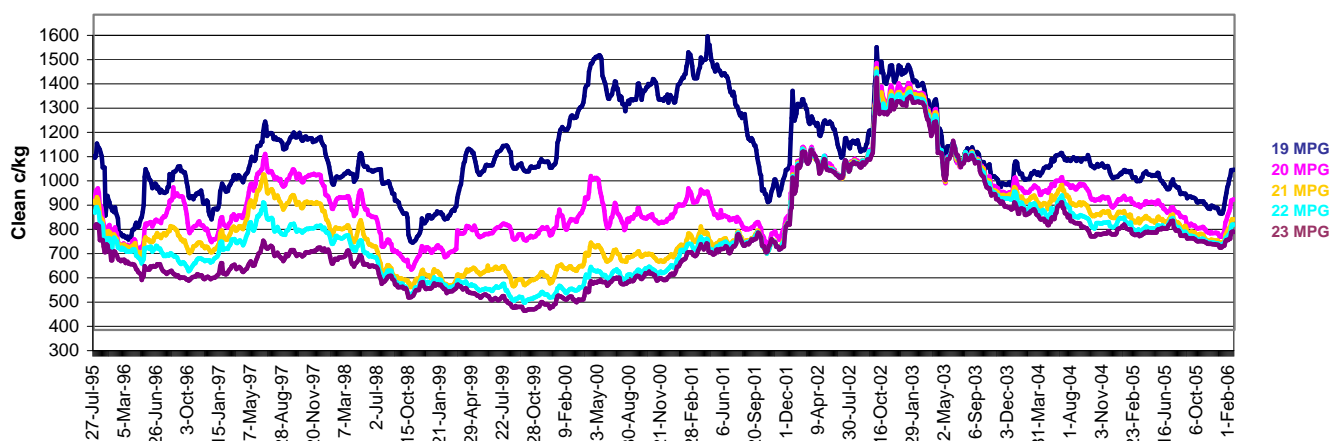
Next Week: Sales resume again next week in all Newcastle, Sydney and Fremantle with 74,00 rostered

Wooltrade will continue to provide growers access to the market and growers can benefit from this constant market exposure, particularly with the current favourable market conditions (which may not last for the long term). Please consider the opportunities that are available by listing on Wooltrade with a targeted selling strategy. This may require some consultation with your local representative.

(Comments: Brian Vagg - Wooltrade)

Micron Price Guide Movement

1995-2006



Source: AWEX, Commonwealth Bank of Australia, National Australia Bank, Sydney Futures Exchange.

Disclaimer: While all due care has been taken in the preparation of this document, no warranty is made as to its accuracy, reliability or completeness. To the extent permitted by law, neither Jemalong Wool,

National Australia Bank, Sydney Futures Exchange or the Commonwealth Bank and its subsidiaries, and their staff, accept liability to any person for loss or damage arising from the use of the information contained herein.

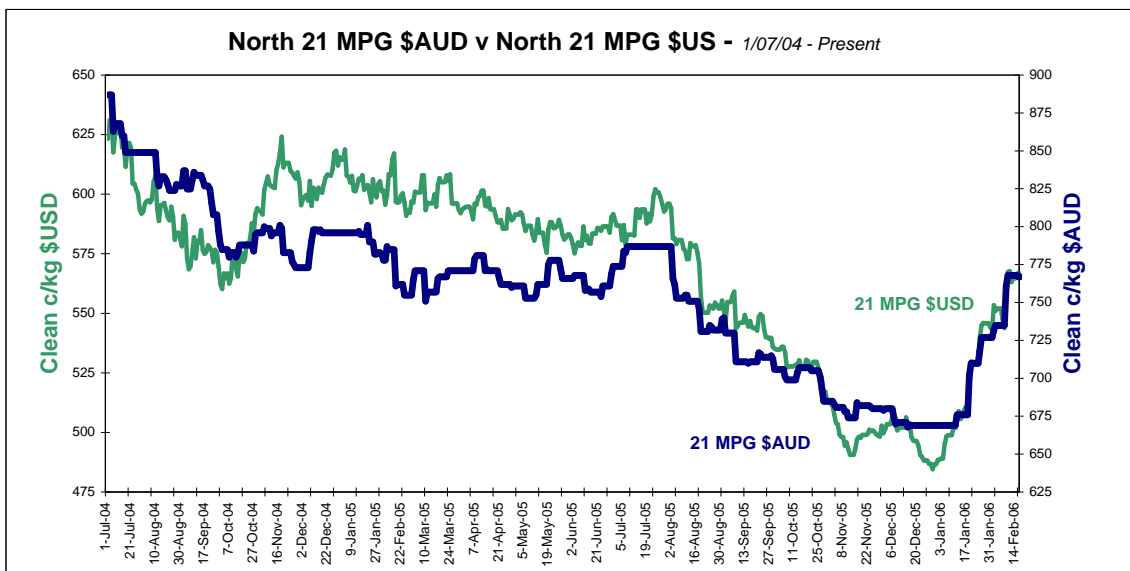
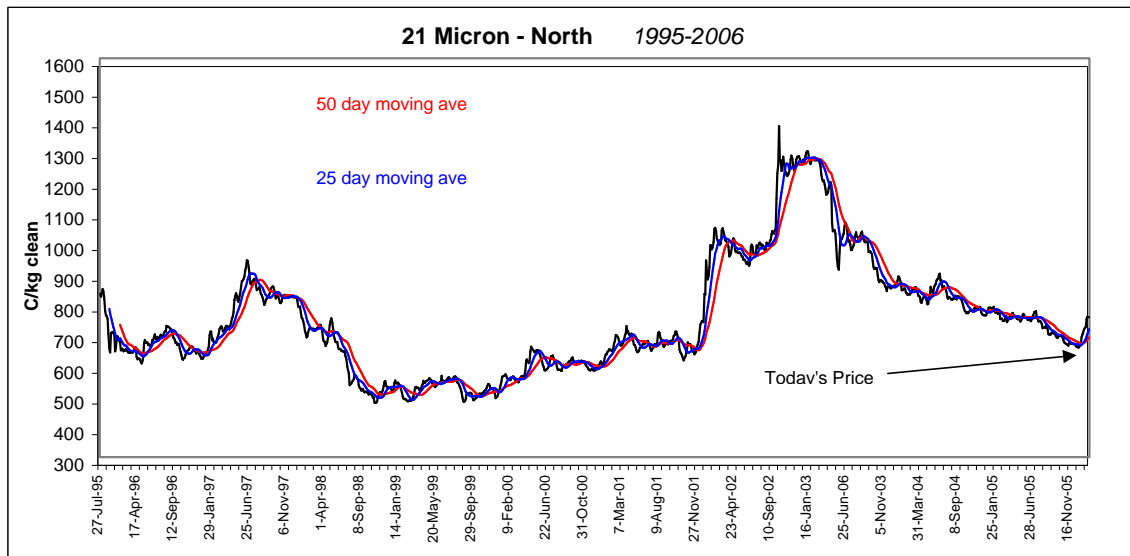


JEMALONG WOOL BULLETIN

(week ending 16/02/2006)

Table 2: Northern Market Deciles

Micron Price Guide (1995-2005)										
	19	20	21	22	23	24	25	26	28	MC
Current	961	838	756	734	704	685	600	564	477	435
90%	808	672	534	477	447	439	431	398	343	280
80%	888	712	593	531	500	480	461	438	381	322
70%	931	737	644	595	532	510	483	460	395	368
60%	957	765	669	640	581	556	536	472	417	400
50%	987	804	702	672	624	603	572	498	437	425
40%	1034	842	751	711	663	649	597	519	456	436
30%	1090	885	820	742	706	678	641	543	480	453
20%	1213	933	872	837	804	759	695	584	501	479
10%	1317	1006	1003	1000	997	982	946	707	561	547



Source: AWEX, Commonwealth Bank of Australia, National Australia Bank, Sydney Futures Exchange.

Disclaimer: While all due care has been taken in the preparation of this document, no warranty is made as to its accuracy, reliability or completeness. To the extent permitted by law, neither Jemalong Wool,

National Australia Bank, Sydney Futures Exchange or the Commonwealth Bank and its subsidiaries, and their staff, accept liability to any person for loss or damage arising from the use of the information contained herein.



JEMALONG WOOL BULLETIN

(week ending 16/02/2006)

Table 3: National Australia Bank - Wool Swaps

NAB Wool Swaps																
16-Feb-2006																
Month	18 MIC	Prem/ Disc	19 MIC	Prem/ Disc	20 MIC	Prem/ Disc	21 MIC	Prem/ Disc	22 MIC	Prem/ Disc	23 MIC	Prem/ Disc	24 MIC	Prem/ Disc	28 MIC	Prem/ Disc
Feb-06	1015	-33	935	-26	800	-38	735	-21	715	-19	690	-14	660	-25	430	-47
Mar-06	1020	-28	935	-26	800	-38	760	+4	715	-19	690	-14	660	-25	430	-47
Apr-06	1020	-28	935	-26	800	-38	760	+4	717	-17	690	-14	660	-25	430	-47
May-06	1025	-23	935	-26	800	-38	760	+4	717	-17	692	-12	660	-25	430	-47
Jun-06	1025	-23	937	-24	800	-38	763	+6.5	717	-17	692	-12	662	-23	431	-46
Jul-06	1025	-23	937	-24	800	-38	763	+6.5	717	-17	692	-12	662	-23	431	-46
Aug-06	1025	-23	937	-24	802	-36	763	+6.5	720	-14	694	-10	663	-22	431	-46
Sep-06	1025	-23	937	-24	802	-36	765	+9	720	-14	694	-10	664	-21	431	-46
Oct-06	1028	-20	940	-21	802	-36	765	+9	720	-14	694	-10	664	-21	433	-44
Nov-06	1028	-20	940	-21	804	-34	765	+9	722	-12	694	-10	664	-21	433	-44
Dec-06	1028	-20	940	-21	804	-34	765	+9	722	-12	696	-8	664	-21	433	-44
Jan-07	1028	-20	940	-21	804	-34	772	+16	722	-12	696	-8	664	-21	433	-44
Feb-07	1027	-21	939	-22	803	-35	771	+15	721	-13	699	-5	663	-22	432	-45
Mar-07	1026	-22	938	-23	802	-36	770	+14	720	-14	698	-6	662	-23	433	-44
Apr-07	1025	-23	937	-24	802	-36	772	+16	719	-15	699	-5	661	-24	432	-45

Table 4: Commonwealth Bank of Australia - Wool Futures

CBA Wool Futures Quotes																		
16-Feb-2006																		
Month	18 MIC	Prem/ Disc	19 MIC	Prem/ Disc	20 MIC	Prem/ Disc	21 MIC	Prem/ Disc	22 MIC	Prem/ Disc	23 MIC	Prem/ Disc	24 MIC	Prem/ Disc	25 MIC	Prem/ Disc	28 MIC	Prem/ Disc
Feb-06	1040	-8	960	-1	832	-6	780	+24	722	-12	690	-14	665	-20	583	-17	465	-12
Mar-06	1050	+2	965	+4	834	-4	782	+26	725	-9	690	-14	665	-20	583	-17	462	-15
Apr-06	1060	+12	974	+13	837	-1	790	+34	726	-8	690	-14	665	-20	583	-17	460	-17
May-06	1070	+22	979	+18	839	+1	794	+38	728	-6	690	-14	665	-20	583	-17	450	-27
Jun-06	1075	+27	983	+22	840	+2	797	+41	728	-6	690	-14	665	-20	583	-17	450	-27
Jul-06	1080	+32	985	+24	842	+4	803	+47	728	-6	685	-19	663	-22	583	-17	450	-27
Aug-06	1090	+42	989	+28	845	+7	806	+50	730	-4	681	-23	655	-30	583	-17	450	-27
Sep-06	1100	+52	990	+29	847	+9	806	+50	733	-1	680	-24	652	-33	583	-17	450	-27
Oct-06	1110	+62	992	+31	850	+12	807	+51	733	-1	673	-31	652	-33	583	-17	445	-32
Nov-06	1115	+67	994	+33	850	+12	807	+51	735	+1	668	-36	652	-33	583	-17	445	-32
Dec-06	1120	+72	995	+34	855	+17	812	+56	735	+1	665	-39	652	-33	573	-27	445	-32
Jan-07	1125	+77	996	+35	857	+19	815	+59	735	+1	663	-41	652	-33	568	-32	445	-32
Feb-07	1130	+82	998	+37	860	+22	815	+59	737	+3	658	-46	652	-33	568	-32	439	-38
Mar-07	1135	+87	998	+37	863	+25	815	+59	739	+5	655	-49	652	-33	565	-35	434	-43
Apr-07	1140	+92	1000	+39	865	+27	820	+64	739	+5	653	-51	652	-33	565	-35	434	-43

Table 5: Sydney Futures Exchange - Wool Futures Prices

SFE FUTURES PRICES						
16-Feb-06						
Month	19 MIC	Prem/ Disc	21 MIC	Prem/ Disc	23 MIC	Prem/ Disc
Mar-06	955	-6	795	+39	710	+6
May-06	974	+13	798	+42	700	-4
Jul-06	985	+24	811	+55	697	-7
Sep-06	998	+37	819	+63	697	-7
Nov-06	1006	+45	829	+73	675	-29
Jan-07	993	+32	833	+77	675	-29
Mar-07	1011	+50	842	+86	668	-36
May-07	1030	+69	842	+86	668	-36
Jul-07	1014	+53	842	+86	668	-36

Source: AWEX, Commonwealth Bank of Australia, National Australia Bank, Sydney Futures Exchange.

Disclaimer: While all due care has been taken in the preparation of this document, no warranty is made as to its accuracy, reliability or completeness. To the extent permitted by law, neither Jemalong Wool, National Australia Bank, Sydney Futures Exchange or the Commonwealth Bank and its subsidiaries, and their staff, accept liability to any person for loss or damage arising from the use of the information contained herein.

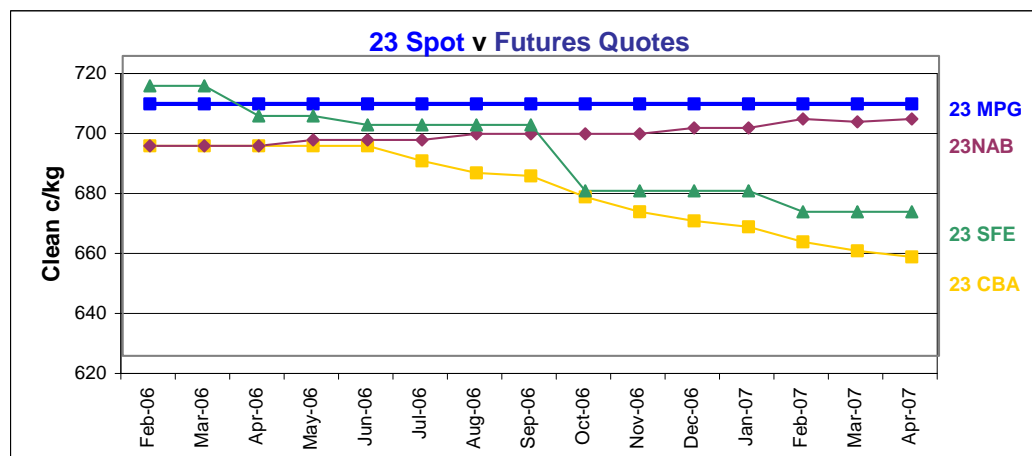
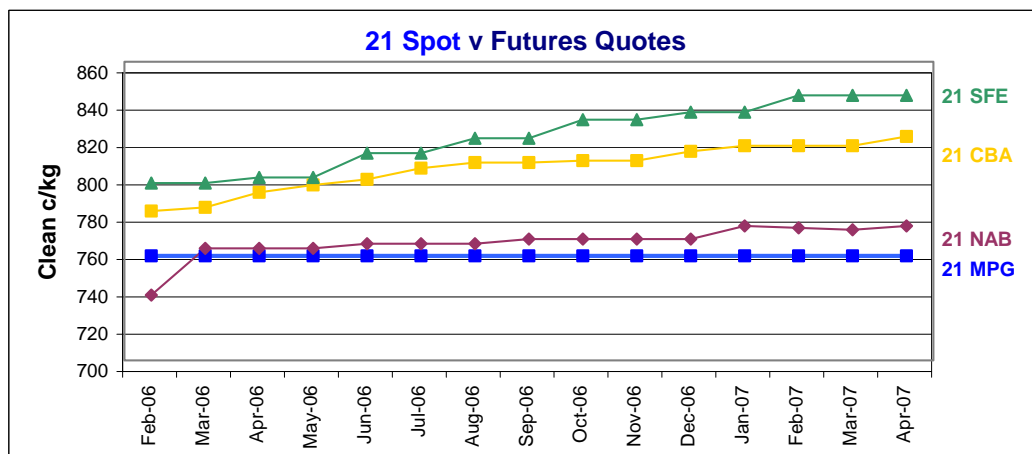
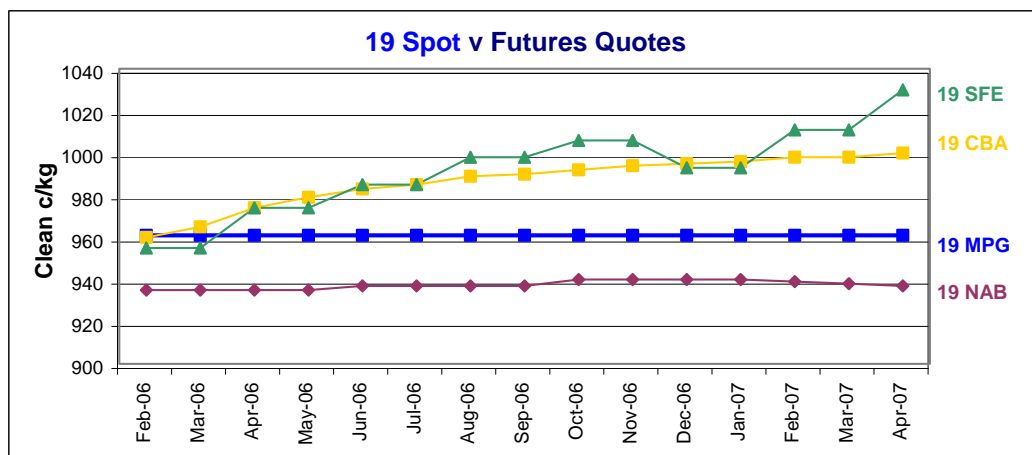
This document does not take into account your financial objectives and circumstances. You should assess whether the information is appropriate in light of your financial circumstances or contact your financial advisor.



JEMALONG WOOL BULLETIN

(week ending 16/02/2006)

Futures Graphs



Source: AWEX, Commonwealth Bank of Australia.

Disclaimer: While all due care has been taken in the preparation of this document, no warranty is made as to its accuracy, reliability or completeness. To the extent permitted by law, neither Jemalong Wool, Woolltade Australia Pty Ltd or the Commonwealth Bank and its subsidiaries, and their staff, accept liability to any person for loss or damage arising from the use of the information contained herein.

This document does not take into account your financial objectives and circumstances. You should assess whether the information is appropriate in light of your financial circumstances or contact your financial advisor.