



JEMALONG WOOL BULLETIN

(week ending 17/08/2006)

Table 1: Northern Market Prices

| Micron Price | Current | Weekly | 10-yr | Price as % | This time | | |
|--------------|---------|--------|---------|------------|-----------|-----------|----------|
| Guides | Price | Change | Average | of Ave | last year | Year high | Year low |
| North Ind | 769 | 3 | 761 | 101% | 707 | 769 | 760 |
| 18 | 1069 | 11 | 1331 | 80% | 981 | 1069 | 1044 |
| 18.5 | 1000 | 6 | 1062 | 94% | 954 | 1002 | 996 |
| 19 | 942 | 2 | 1025 | 92% | 874 | 950 | 939 |
| 19.5 | 875 | 0 | 1018 | 86% | 822 | 890 | 874 |
| 20 | 813 | 1 | 830 | 98% | 776 | 827 | 811 |
| 21 | 743 | 4 | 747 | 99% | 735 | 752 | 734 |
| 22 | 712 | 1 | 707 | 101% | 717 | 722 | 709 |
| 23 | 699 | 0 | 672 | 104% | 703 | 705 | 699 |
| 24 | 678 | 0 | 651 | 104% | 692 | 687 | 678 |
| 25 | 622 | -1 | 615 | 101% | 630 | 634 | 622 |
| 26 | 589 | -5 | 582 | 101% | 564 | 594 | 589 |
| 28 | 484 | 1 | 516 | 94% | 466 | 490 | 484 |
| 30 | 437 | 2 | 466 | 94% | 434 | 437 | 424 |
| 32 | 398 | 0 | 442 | 90% | 394 | 408 | 398 |
| MC | 393 | 3 | 417 | 94% | 417 | 417 | 392 |

NORTHERN MARKET REPORT -

Australian Dollar 76.73 US as of 17/08/2006

On Wednesday Melbourne had 11,099 bales on offer (521 bales or 4.7 were reoffered lots). Prices for 17.0 rose 15 cents, 18.0 mic rose 6 cents, 19 to 20 mic rose 10-12 cents, 21 rose 8 cents and 22 & 24 mic rose 3 cents. The crossbreds also remained unchanged. The finer lower vm merino skirtings closed 5-6 cents firmer and all others unchanged. The washing locks and crutchings rose 5 cents. **Passed in rate: 7.0%.**

Major Buyers: Modiano, Fox & Lillie, Kathaytex, Chargeurs, AS Gedge & Itochu

Melbourne had 8,8721 bales offered on Thursday with 13.5% or 1,198 reoffered bales. The market opened firm with small gains in the 17.5-18 mic and 19's to 21micron. XB fleece eased slightly on a limited offering with the 26 mic falling 3 cents. Locks were slightly firmer and crutchings were unchanged. **Passed in rate: 9.8%.** **Major Buyers:** Modiano, Kathaytex, Techwool, BWK Elders and Lempriere

The Sydney market on Wednesday had 9,337 bales offered (1,671 or 17.9% were reoffered lots). The market opened firm with much most microns closing on a similar note. The 18.0 micron fleece which rose 5 cents. The finer more stylish skirts from 18.5 to 21 mic rose slightly and others remained firm. Locks eased slightly and crutchings also closed firm. **Passed in rate: 8.4%.** **Major Buyers:** Techwool, Modiano, AS Gedge, Southern Cross and BWK Elders.

On Thursday the Sydney market closed fully firm to slightly dearer. There were 6,940 bales on offer (1,242 bales or 17.9% were reoffered lots). Prices for 17.5 fleece rose 3 cents, the 21 mic rose 4 cents and others firm. The 28.0 crossbreds rose 5 cents and the 30.0 mic rose 11 cents. Merino skirtings closed 10 dearer while oddments were slightly firmer. **Passed in rate: 10.5%.** **Major Buyers:** Modiano, BWK Elders, Techwool, Southern Cross & Itochu

In Fremantle on Wednesday there were 6,131 bales offered (956 bales or 15.6% were reoffered lots). The market opened firm and closed with 19.5 to 22 mic rising 2-3 cents. The finer skirts were slightly firmer and the 20 to 22 mic skirts rose by up 9 cents. Carbo locks were 8 cents cheaper, washing locks and crutching all closed firm. **Passed in rate: 13.2%** **Major Buyers:** Modiano, BWK Elders, PJ Morris, H Dawson & Michell

Fremantle on Thursday had 5,000 bales offered (1,000 bales or 20% were reoffered lots). The market opened firm with 19 to 20 micron fleeces falling slightly, and the 21 and 23 microns rose slightly. The finer skirts were 10-12 firmer with others rising 8 cents. Washing and carbo locks were 5-6 cents firmer. Crutchings were slightly dearer. **Passed in rate: 16.5%.** **Major Buyers:** Modiano, BWK Elders, PJ Morris, Lempriere & H Dawson

Next Week: Newcastle will be conducting the first super fine sale of the season with just over 18,000 bales rostered. There are two day sales in Melbourne & Fremantle with 55,200 bales rostered nationally.

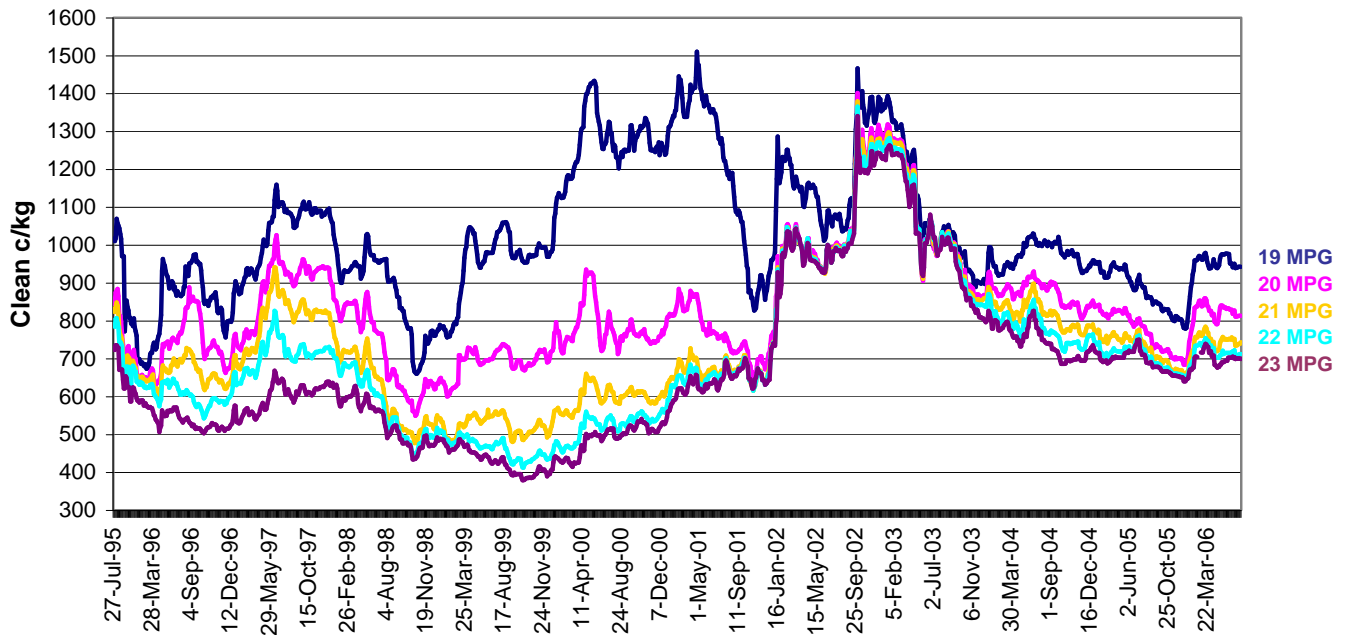
Please remember Wooltrade will continue to provide market exposure for growers looking to take advantage of any favourable selling conditions. Consult your wool representative or Wooltrade for more information.

(Comments: Brian Vagg - Wooltrade)

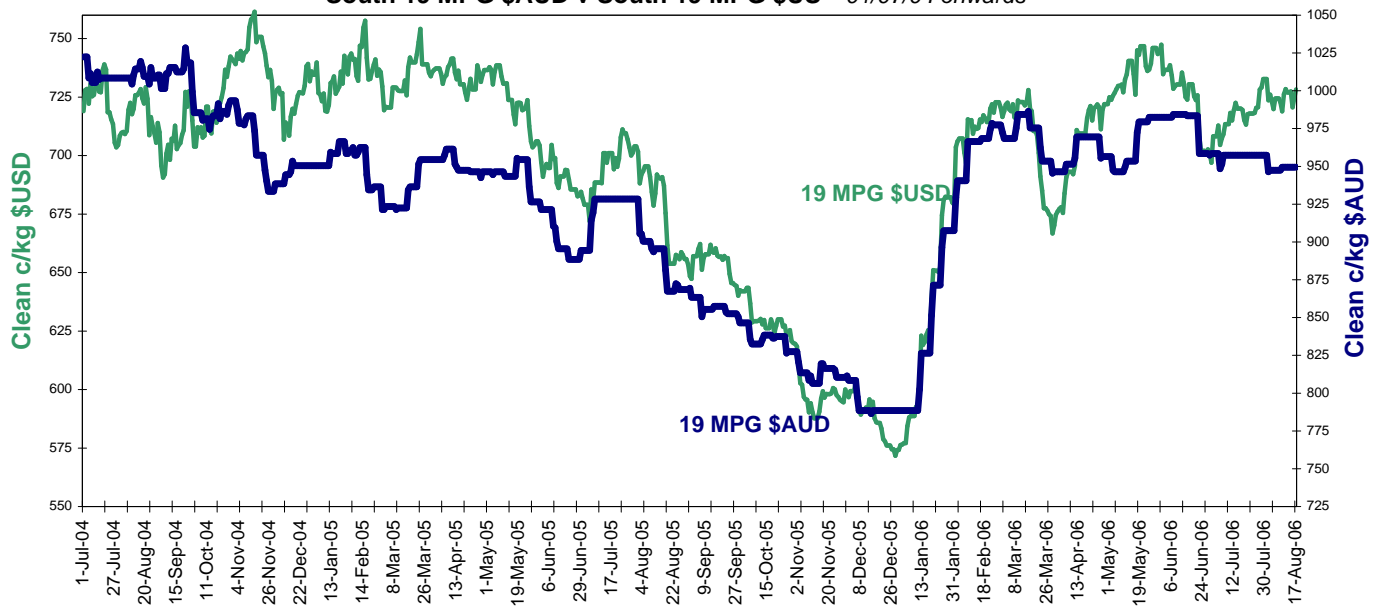
Source: AWEX, Commonwealth Bank of Australia, National Australia Bank, Sydney Futures Exchange.

Disclaimer: While all due care has been taken in the preparation of this document, no warranty is made as to its accuracy, reliability or completeness. To the extent permitted by law, neither Jemalong Wool, Wooltrade Australia, National Australia Bank, Sydney Futures Exchange or the Commonwealth Bank and its subsidiaries, and their staff, accept liability to any person for loss or damage arising from the use of the information contained herein.

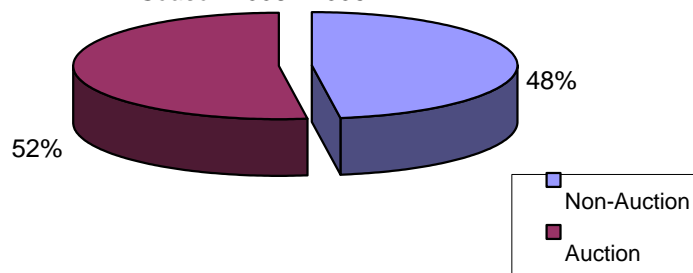
Nth Micron Price Guide Movement 1995-2006



South 19 MPG \$AUD v South 19 MPG \$US - 01/07/04 onwards



Wooltrade Sales - Auction & Non-auction Days Season 2005 - 2006



This pie chart shows that close to 50% of all wool sold on Wooltrade occurs on NON AUCTION days.

Please consider the opportunities available by having constant market exposure and list your wool on Wooltrade.

Source: AWEX, Commonwealth Bank of Australia, National Australia Bank, Sydney Futures Exchange.

Disclaimer: While all due care has been taken in the preparation of this document, no warranty is made as to its accuracy, reliability or completeness. To the extent permitted by law, neither Jemalong Wool, Wooltrade Australia, National Australia Bank, Sydney Futures Exchange or the Commonwealth Bank and its subsidiaries, and their staff, accept liability to any person for loss or damage arising from the use of the information contained herein.

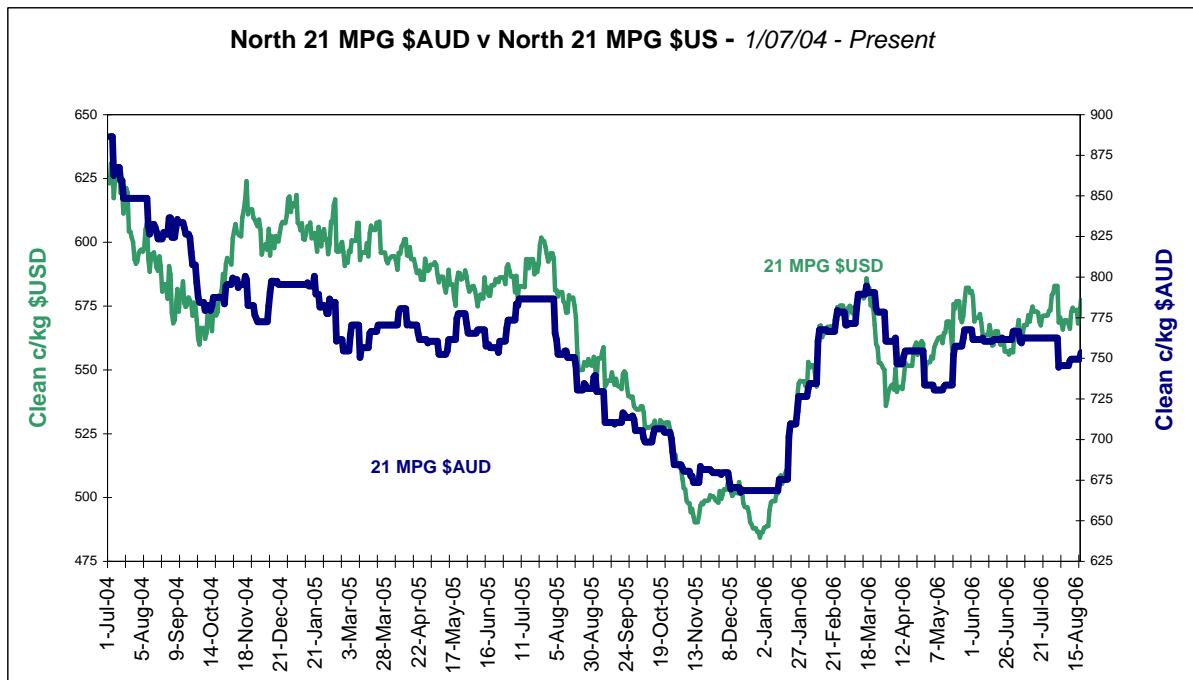
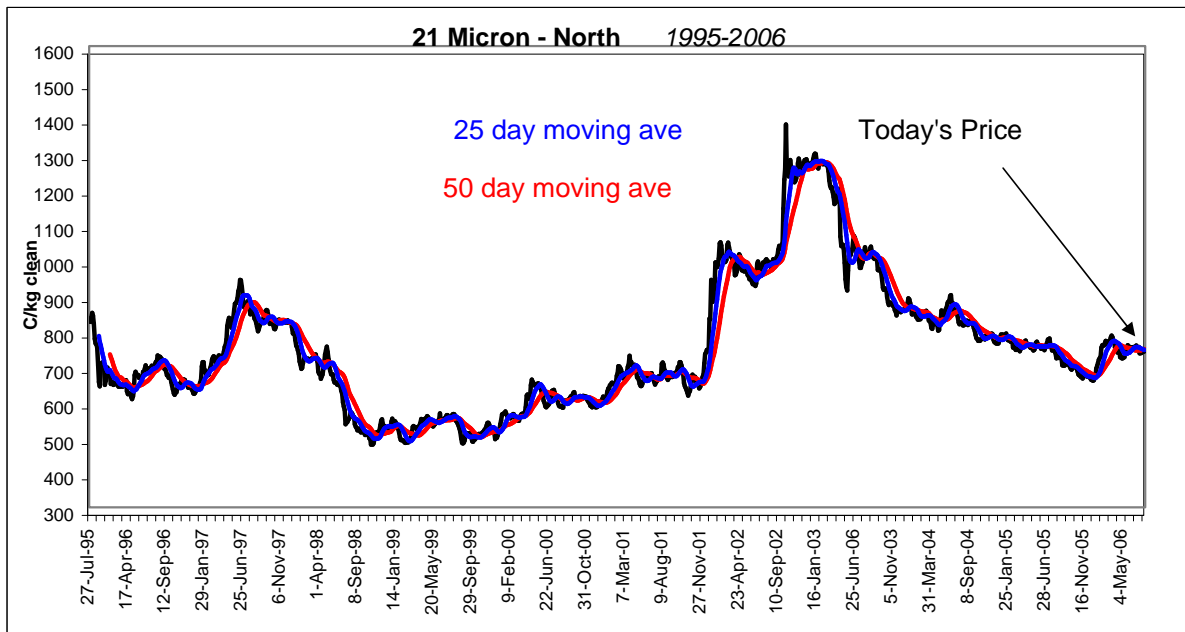


JEMALONG WOOL BULLETIN

(week ending 17/08/2006)

Table 2: Northern Market Deciles

| Micron Price Guide (1995-2006) | | | | | | | | | | |
|--------------------------------|------------|------------|------------|------------|------------|------------|------------|------------|------------|------------|
| | 19 | 20 | 21 | 22 | 23 | 24 | 25 | 26 | 28 | MC |
| Current | 942 | 813 | 743 | 712 | 699 | 678 | 622 | 589 | 484 | 393 |
| 90% | 812 | 673 | 537 | 477 | 452 | 441 | 432 | 401 | 343 | 282 |
| 80% | 891 | 715 | 600 | 535 | 504 | 481 | 463 | 440 | 383 | 328 |
| 70% | 933 | 740 | 646 | 602 | 536 | 514 | 486 | 460 | 395 | 373 |
| 60% | 955 | 768 | 672 | 646 | 589 | 566 | 542 | 472 | 409 | 402 |
| 50% | 979 | 812 | 709 | 675 | 630 | 609 | 580 | 493 | 435 | 427 |
| 40% | 1023 | 839 | 751 | 715 | 674 | 657 | 608 | 516 | 453 | 437 |
| 30% | 1086 | 875 | 813 | 741 | 706 | 680 | 641 | 540 | 475 | 452 |
| 20% | 1202 | 929 | 861 | 825 | 798 | 751 | 691 | 577 | 499 | 478 |
| 10% | 1315 | 1003 | 1000 | 996 | 992 | 980 | 939 | 703 | 559 | 540 |



Source: AWEX, Commonwealth Bank of Australia, National Australia Bank, Sydney Futures Exchange.

Disclaimer: While all due care has been taken in the preparation of this document, no warranty is made as to its accuracy, reliability or completeness. To the extent permitted by law, neither Jemalong Wool, Wooltrade Australia, National Australia Bank, Sydney Futures Exchange or the Commonwealth Bank and its subsidiaries, and their staff, accept liability to any person for loss or damage arising from the use of the information contained herein.



JEMALONG WOOL BULLETIN

(week ending 17/08/2006)

Table 3: National Australia Bank - Wool Swaps

| NAB Wool Swaps | | | | | | | | | | | | | | | | |
|----------------|--------|---------------|--------|---------------|--------|---------------|--------|---------------|--------|---------------|--------|---------------|--------|---------------|--------|---------------|
| 17-Aug-2006 | | | | | | | | | | | | | | | | |
| Month | 18 MIC | Prem/ Disc | 19 MIC | Prem/ Disc | 20 MIC | Prem/ Disc | 21 MIC | Prem/ Disc | 22 MIC | Prem/ Disc | 23 MIC | Prem/ Disc | 24 MIC | Prem/ Disc | 28 MIC | Prem/ Disc |
| Aug-06 | 1025 | -44 | 905 | -37 | 798 | -15 | 722 | -21 | 697 | -15 | 683 | -16 | 660 | -18 | 435 | -49 |
| Sep-06 | 1030 | -39 | 911 | -31 | 803 | -10 | 727 | -16 | 700 | -12 | 685 | -14 | 660 | -18 | 437 | -47 |
| Oct-06 | 1038 | -32 | 918 | -24 | 805 | -8 | 732 | -11 | 701 | -11 | 680 | -19 | 661 | -17 | 445 | -39 |
| Nov-06 | 1042 | -27 | 925 | -17 | 808 | -5 | 742 | -1 | 704 | -8 | 678 | -21 | 661 | -17 | 445 | -39 |
| Dec-06 | 1052 | -17 | 932 | -10 | 811 | -2 | 752 | +9 | 706 | -6 | 685 | -14 | 659 | -19 | 446 | -38 |
| Jan-07 | 1056 | -13 | 934 | -8 | 814 | +1 | 757 | +14 | 708 | -4 | 675 | -24 | 659 | -19 | 446 | -38 |
| Feb-07 | 1060 | -9 | 943 | +1 | 818 | +5 | 758 | +15 | 710 | -2 | 675 | -24 | 657 | -21 | 446 | -38 |
| Mar-07 | 1064 | -6 | 950 | +8 | 819 | +6 | 760 | +17 | 710 | -2 | 675 | -24 | 657 | -21 | 448 | -36 |
| Apr-07 | 1068 | -2 | 958 | +16 | 822 | +9 | 765 | +22 | 711 | -1 | 675 | -24 | 657 | -21 | 448 | -36 |
| May-07 | 1077 | +8 | 962 | +20 | 825 | +12 | 767 | +24 | 712 | 0 | 674 | -25 | 657 | -21 | 450 | -34 |
| Jun-07 | 1082 | +13 | 972 | +30 | 829 | +16 | 769 | +26 | 713 | +1 | 674 | -25 | 657 | -21 | 450 | -34 |
| Jul-07 | 1087 | +18 | 985 | +43 | 832 | +19 | 771 | +28 | 715 | +3 | 675 | -24 | 655 | -23 | 450 | -34 |
| Aug-07 | 1089 | +20 | 989 | +47 | 836 | +23 | 773 | +30 | 715 | +3 | 674 | -25 | 654 | -24 | 452 | -33 |
| Sep-07 | 1093 | +24 | 993 | +51 | 845 | +32 | 774 | +31 | 715 | +3 | 671 | -28 | 653 | -25 | 451 | -34 |
| Oct-07 | 1095 | +26 | 997 | +55 | 842 | +29 | 777 | +34 | 714 | +2 | 670 | -29 | 652 | -26 | 447 | -37 |

Table 4: Commonwealth Bank of Australia - Wool Futures

| CBA Wool Futures Quotes | | | | | | | | | | | | | | | | | | |
|-------------------------|--------|---------------|--------|---------------|--------|---------------|--------|---------------|--------|---------------|--------|---------------|--------|---------------|--------|---------------|--------|---------------|
| 17-Aug-2006 | | | | | | | | | | | | | | | | | | |
| Month | 18 MIC | Prem/ Disc | 19 MIC | Prem/ Disc | 20 MIC | Prem/ Disc | 21 MIC | Prem/ Disc | 22 MIC | Prem/ Disc | 23 MIC | Prem/ Disc | 24 MIC | Prem/ Disc | 25 MIC | Prem/ Disc | 28 MIC | Prem/ Disc |
| Aug-06 | 1045 | -24 | 925 | -17 | 815 | +2 | 740 | -3 | 710 | -2 | 700 | +1 | 670 | -8 | 630 | 8 | 470 | -14 |
| Sep-06 | 1050 | -19 | 930 | -12 | 820 | +7 | 745 | +2 | 710 | -2 | 700 | +1 | 670 | -8 | 630 | 8 | 470 | -14 |
| Oct-06 | 1055 | -14 | 935 | -7 | 820 | +7 | 750 | +7 | 715 | +3 | 695 | -4 | 670 | -8 | 629 | 7 | 470 | -14 |
| Nov-06 | 1060 | -9 | 940 | -2 | 820 | +7 | 755 | +12 | 715 | +3 | 695 | -4 | 669 | -9 | 627 | 5 | 468 | -16 |
| Dec-06 | 1065 | -4 | 945 | +3 | 825 | +12 | 760 | +17 | 715 | +3 | 695 | -4 | 666 | -12 | 625 | 3 | 462 | -22 |
| Jan-07 | 1070 | +1 | 950 | +8 | 830 | +17 | 770 | +27 | 720 | +8 | 690 | -9 | 661 | -17 | 622 | 0 | 459 | -25 |
| Feb-07 | 1075 | +6 | 955 | +13 | 835 | +22 | 775 | +32 | 720 | +8 | 690 | -9 | 660 | -18 | 620 | -2 | 454 | -30 |
| Mar-07 | 1085 | +16 | 965 | +23 | 840 | +27 | 785 | +42 | 720 | +8 | 685 | -14 | 657 | -21 | 616 | -6 | 451 | -33 |
| Apr-07 | 1094 | +25 | 975 | +33 | 845 | +32 | 790 | +47 | 725 | +13 | 680 | -19 | 655 | -23 | 615 | -7 | 450 | -34 |
| May-07 | 1099 | +30 | 985 | +43 | 850 | +37 | 795 | +52 | 730 | +18 | 680 | -19 | 650 | -28 | 615 | -7 | 446 | -38 |
| Jun-07 | 1104 | +35 | 995 | +53 | 855 | +42 | 800 | +57 | 730 | +18 | 677 | -22 | 647 | -31 | 612 | -10 | 444 | -40 |
| Jul-07 | 1109 | +40 | 1005 | +63 | 860 | +47 | 805 | +62 | 735 | +23 | 673 | -26 | 647 | -31 | 611 | -11 | 442 | -42 |
| Aug-07 | 1114 | +45 | 1010 | +68 | 865 | +52 | 810 | +67 | 735 | +23 | 670 | -29 | 645 | -33 | 609 | -13 | 442 | -42 |
| Sep-07 | 1116 | +47 | 1015 | +73 | 870 | +57 | 815 | +72 | 740 | +28 | 668 | -31 | 645 | -33 | 607 | -15 | 438 | -46 |
| Oct-07 | 1126 | +57 | 1020 | +78 | 880 | +67 | 817 | +74 | 745 | +33 | 667 | -32 | 643 | -35 | 607 | -15 | 436 | -48 |

Table 5: Sydney Futures Exchange - Wool Futures Prices

| SFE FUTURES PRICES | | | | | | | | |
|--------------------|--------|---------------|---------------|--------|---------------|---------------|--------|---------------|
| 17-Aug-06 | | | | | | | | |
| Month | 19 MIC | Wkly Diff. | Prem/ Disc | 21 MIC | Wkly Diff. | Prem/ Disc | 23 MIC | Wkly Diff. |
| Oct-06 | 930 | 0 | -12 | 762 | -1 | +19 | 686 | 0 |
| Dec-06 | 947 | +2 | +5 | 787 | +5 | +44 | 664 | 0 |
| Feb-07 | 969 | +7 | +27 | 800 | +1 | +57 | 664 | 0 |
| Apr-07 | 990 | +2 | +48 | 810 | +2 | +67 | 657 | 0 |
| Jun-07 | 1010 | -3 | +68 | 821 | 0 | +78 | 657 | 0 |
| Aug-07 | 1025 | -1 | +83 | 828 | 0 | +85 | 657 | 0 |
| Oct-07 | 1031 | -1 | +89 | 823 | 0 | +80 | 657 | 0 |
| Dec-07 | 1029 | -1 | +87 | 836 | 0 | +93 | 657 | 0 |
| Feb-08 | 1027 | -1 | +85 | 836 | 0 | +93 | 661 | 0 |

Source: AWEX, Commonwealth Bank of Australia, National Australia Bank, Sydney Futures Exchange.

Disclaimer: While all due care has been taken in the preparation of this document, no warranty is made as to its accuracy, reliability or completeness. To the extent permitted by law, neither Jemalong Wool, Wooltrade Australia, National Australia Bank, Sydney Futures Exchange or the Commonwealth Bank and its subsidiaries, and their staff, accept liability to any person for loss or damage arising from the use of the information contained herein.

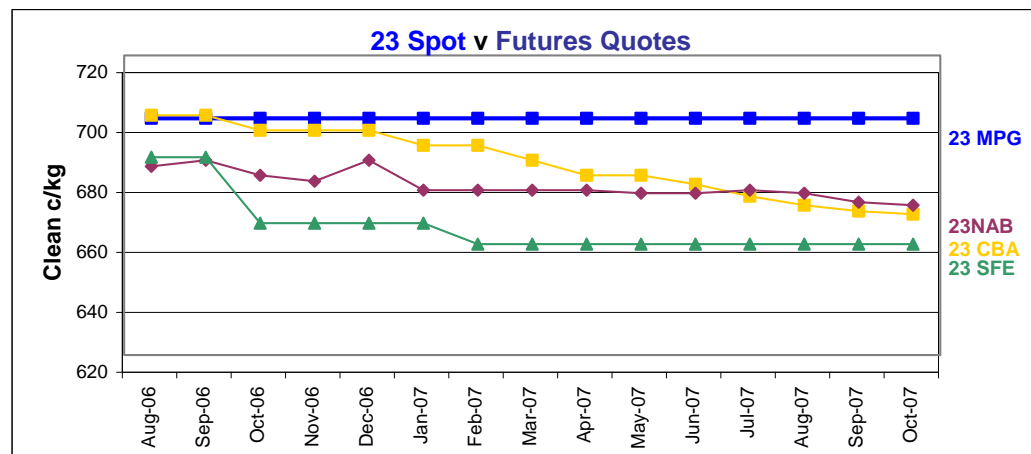
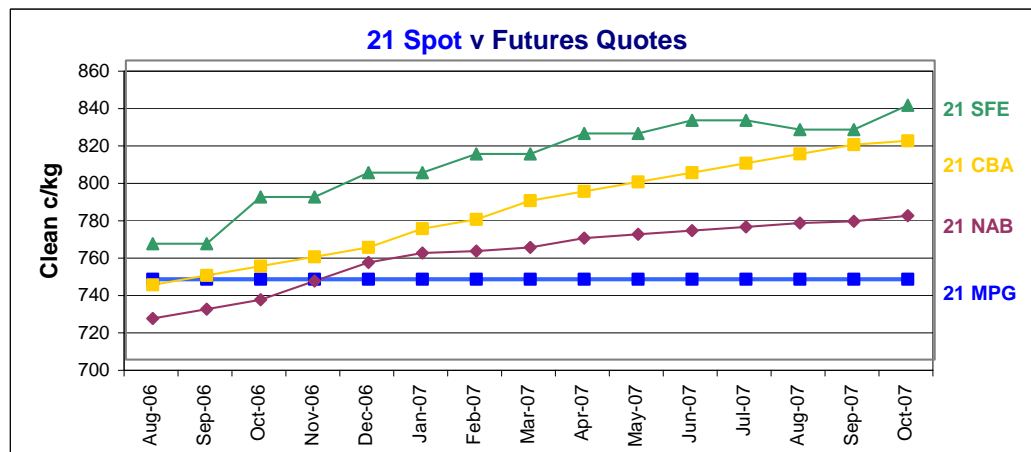
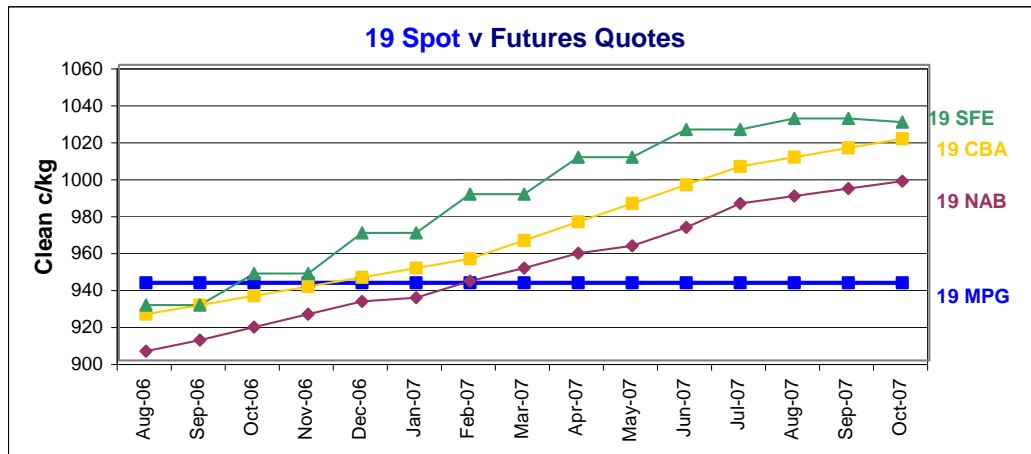
This document does not take into account your financial objectives and circumstances. You should assess whether the information is appropriate in light of your financial circumstances or contact your financial advisor.



JEMALONG WOOL BULLETIN

(week ending 17/08/2006)

Futures Graphs



Source: AWEX, Commonwealth Bank of Australia, National Australia Bank, Sydney Futures Exchange.

Disclaimer: While all due care has been taken in the preparation of this document, no warranty is made as to its accuracy, reliability or completeness. To the extent permitted by law, neither Jemalong Wool, Wooltrade Australia, National Australia Bank, Sydney Futures Exchange or the Commonwealth Bank and its subsidiaries, and their staff, accept liability to any person for loss or damage arising from the use of the information contained herein.

This document does not take into account your financial objectives and circumstances. You should assess whether the information is appropriate in light of your financial circumstances or contact your financial advisor.