



JEMALONG WOOL BULLETIN

(week ending 24/08/2006)

Table 1: Northern Market Prices

Micron Price	Current	Weekly	10-yr	Price as %	This time		
Guides	Price	Change	Average	of Ave	last year	Year high	Year low
North Ind	771	2	761	101%	705	771	760
16.5	1430	1430	1423	100%	0	1430	1417
17	1282	22	1595	80%	#N/A	1282	1255
17.5	1156	11	0	#DIV/0!	0	0	0
18	1077	8	1330	81%	984	1077	1044
18.5	1007	7	1062	95%	932	1007	996
19	934	-8	1025	91%	864	950	934
19.5	875	0	964	91%	804	890	874
20	812	-1	830	98%	766	827	810
21	747	4	747	100%	723	752	734
22	714	2	707	101%	705	722	709
23	699	0	672	104%	688	705	699
24	678	0	651	104%	675	687	678
25	611	-11	615	99%	631	634	611
26	569	-20	582	98%	571	594	569
28	481	-3	516	93%	470	490	481
30	432	-5	466	93%	434	437	424
32	396	-2	442	90%	394	408	395

NORTHERN MARKET REPORT -

Australian Dollar 76.22 US as of 24/08/2006

On Wednesday Melbourne had 9,815 bales on offer (1,129 bales or 11.5% were reoffered lots). Prices for 18.5-19 mic rose slightly, 19.5, 21 & 22 mic fell 2 cents, 23 mic rose 2 cents and 24 & 26 mic fell marginally. The crossbreds also remained unchanged. The finer lower vm merino skirtings closed firmer and all others unchanged. The washing locks and crutchings fell 8 cents. **Passed in rate: 11.7%. Major Buyers:** Itochu, Chargeurs, AS Gedge, Fox & Lillie & Kathaytex

Melbourne had 12,710 bales offered on Thursday with 13.6% or 1,729 reoffered bales. The market opened firm. The 18 to 18.5 mic rose 3 to 5 cents, 19-19.5 rose 8 to 10 cents, 20.0 mic rose 4 cents and most others remained firm. Merino skirts 19-21 mic fell 14-17 cents with other types remaining firm. XB fleece fell slightly on a limited offering. Locks were slightly cheaper and crutchings were unchanged. **Passed in rate: 11.7%. Major Buyers:** Itochu, Kathaytex, Chargeurs, AS Gedge & Modiano

The first Newcastle sale of the season opened on Tuesday with 7,266 bales offered (312 or 4.3% were reoffered lots). The market opened firm with a limited selection of spinners types. The 16 to 18.5 mic rose 4 to 8 cents, 19mic fell 5 cents, 20 mic fell 2 cents and 21 to 22 mic were slightly firmer. The finer bore stylish skirts to 19.5 mic rose slightly and others remained firm. A small offering of XB flc saw them fall slightly. Locks and crutchings remained firm. **Passed in rate: 5.1%. Major Buyers:** Techwool, Chargeurs, New England, AS Gedge and Elders Top Line.

Newcastle on Wednesday had 4,867 bales offered (306 or 6.3% were reoffered lots). The market opened firm with much most microns closing on a similar note. The 16.0 to 17.0 micron fleece which rose 5 cents, 17.5 fell slightly and others stayed firm. The finer more stylish skirts from 17.0 to 21 mic rose 5 cents and others remained firm. The finer locks rose 10 cents and others were unchanged. Crutchings also closed firm. **Passed in rate: 9.4%. Major Buyers:** Chargeurs, Elders Top Line, Southern Cross, AS Gedge and New England.

On Thursday the Newcastle market closed fully firm to slightly dearer. There were 5,602 bales on offer (134 bales or 2.4% were reoffered lots). Prices for 16.5-17.5 fleece rose 8-12 cents, the 18 to 18.5 rose 3 cents and others remained firm. Merino skirtings closed 10 dearer for the best lines while oddments were slightly firmer. The 28.0 crossbreds remained unchanged. **Passed in rate: 3.1%. Major Buyers:** New England, AS Gedge, Techwool, Southern Cross & Lempriere.

In Fremantle on Wednesday there were 6,277 bales offered (608 bales or 9.7% were reoffered lots). The market opened firm and closed with 18.5 rising 10 cents, 19 to 19.5 rose 6 cents and 20 to 21 rose 2-3 cents. The finer skirts were slightly firmer and others remained firm. Washing locks fell marginally and crutching were 6 cents dearer. Carbo locks remained firm. **Passed in rate: 9.6% Major Buyers:** BWK Elders, PJ Morris, H Dawson, Modiano & Startoy

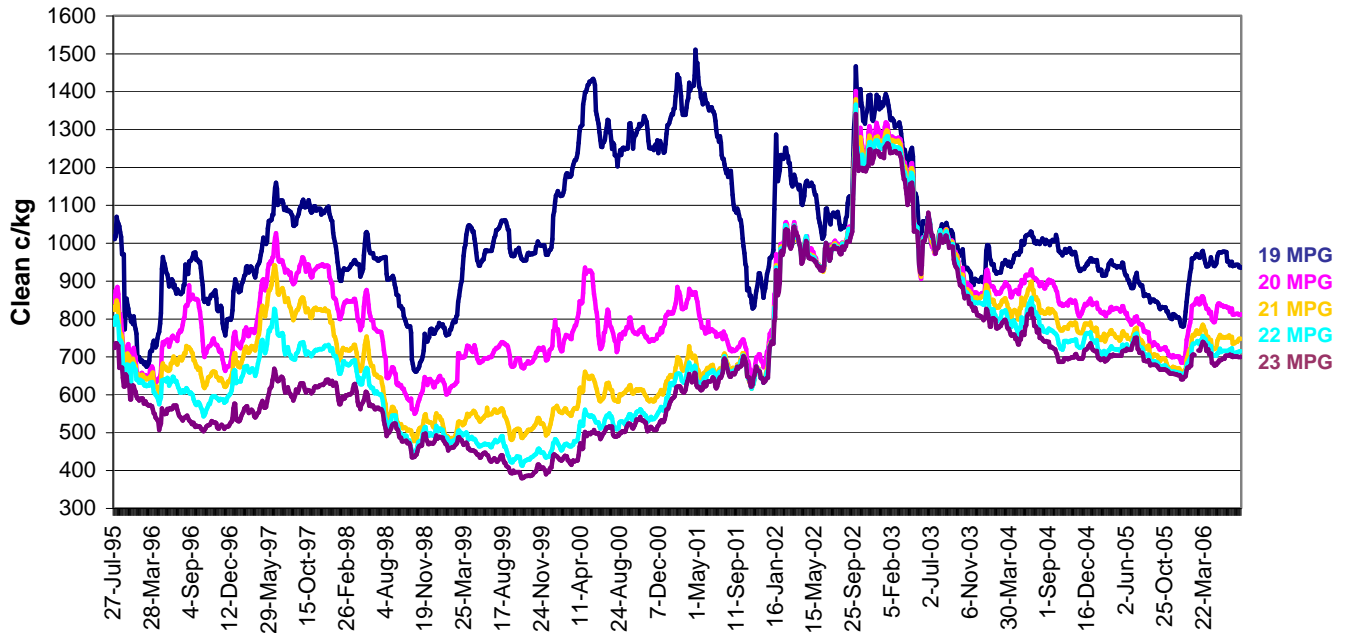
Fremantle on Thursday had 5,262 bales offered (1,000 bales or 19% were reoffered lots). The market opened firm with 19 to 20 micron fleeces rising slightly, and the 21 microns rose 4 cents. The finer skirts were 6-8 cents firmer with others rising slightly. Washing and carbo locks were firmer. Crutchings were unchanged. **Passed in rate: 19.4%. Major Buyers:** PJ Morris, BWK Elders, Grain Corp, H Dawson and Modiano.

Next Week: Sales in Melbourne on Tuesday to Thursday, there are two day sales in Sydney & Fremantle with 58,000 bales rostered nationally.

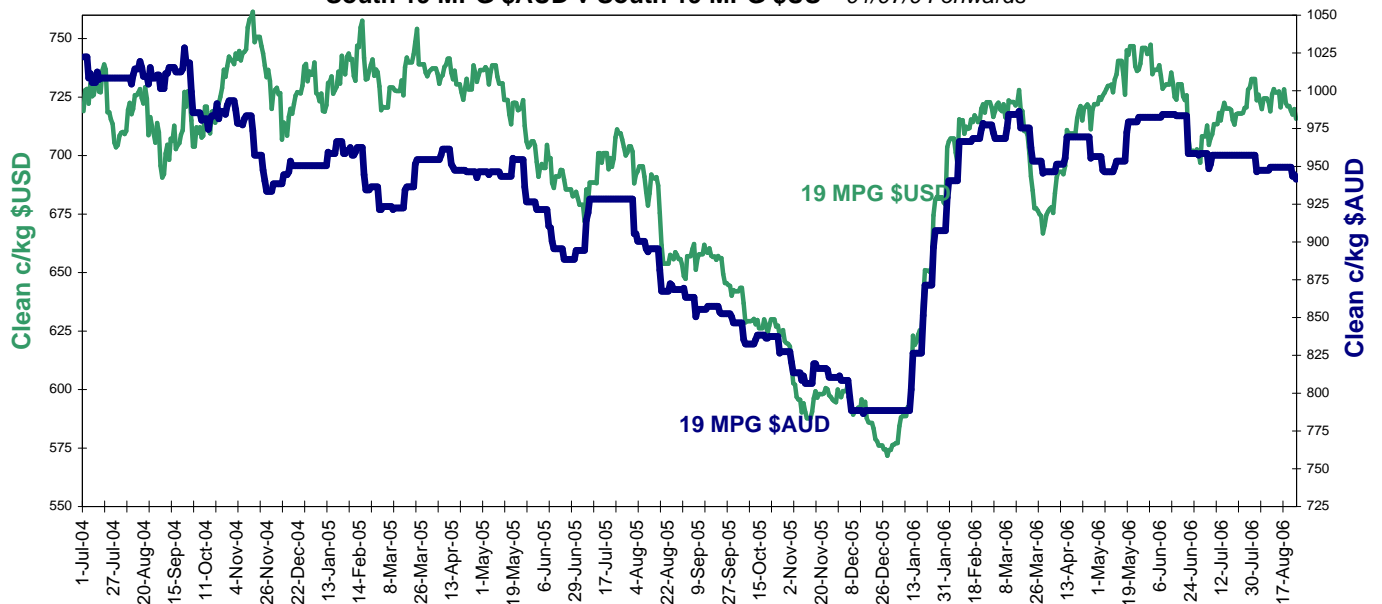
Please remember Wooltrade will continue to provide market exposure for growers looking to take advantage of any favourable selling conditions. Consult your wool representative or Wooltrade for more information.

National Australia Bank, Sydney Futures Exchange or the Commonwealth Bank and its subsidiaries, and their staff, accept liability to any person for loss or damage arising from the use of the information contained herein.

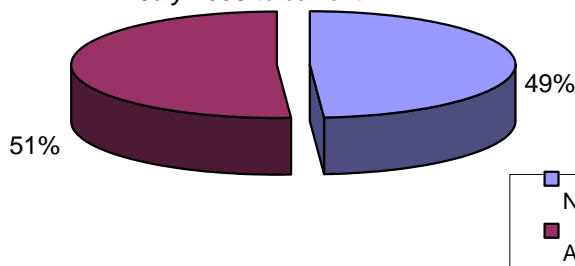
Nth Micron Price Guide Movement 1995-2006



South 19 MPG \$AUD v South 19 MPG \$US - 01/07/04 onwards



Wooltrade Sales - Auction & Non-auction Days July 2005 to current



This pie chart shows that close to 50% of all wool sold on Wooltrade occurs on NON AUCTION days.

Please consider the opportunities available by having constant market exposure and list your wool on Wooltrade.

Source: National Australia Bank, Sydney Futures Exchange or the Commonwealth Bank and its subsidiaries, and their staff, acceptability to any person for loss or damage arising from the use of the information contained herein.

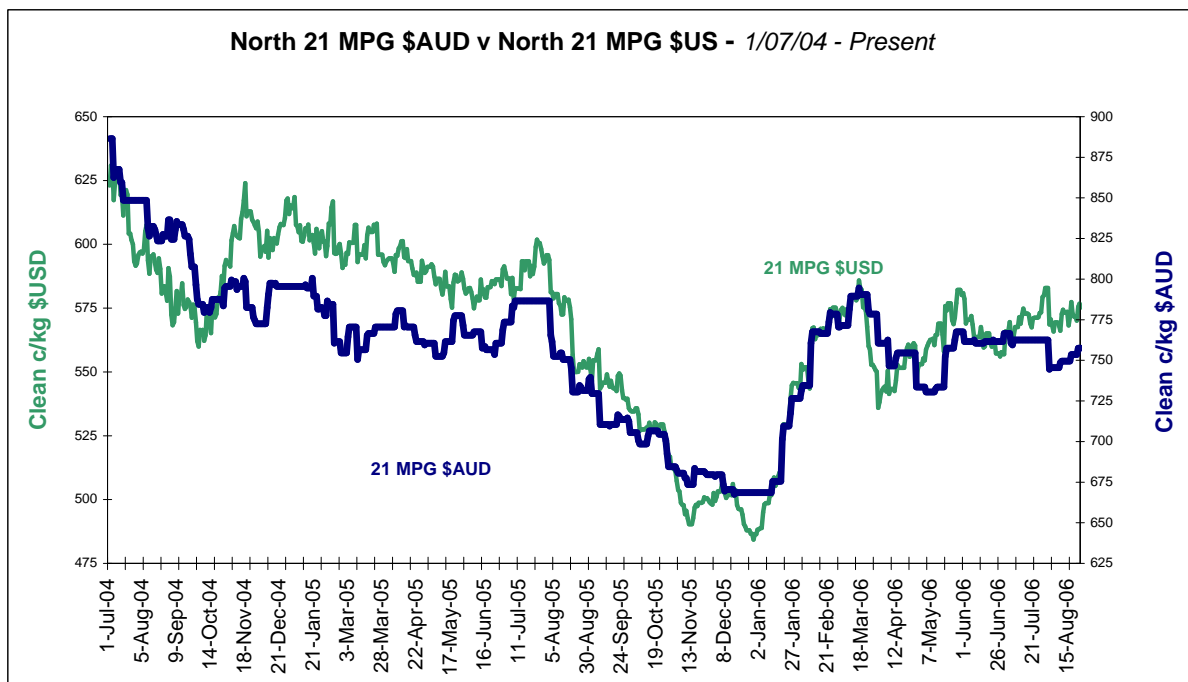
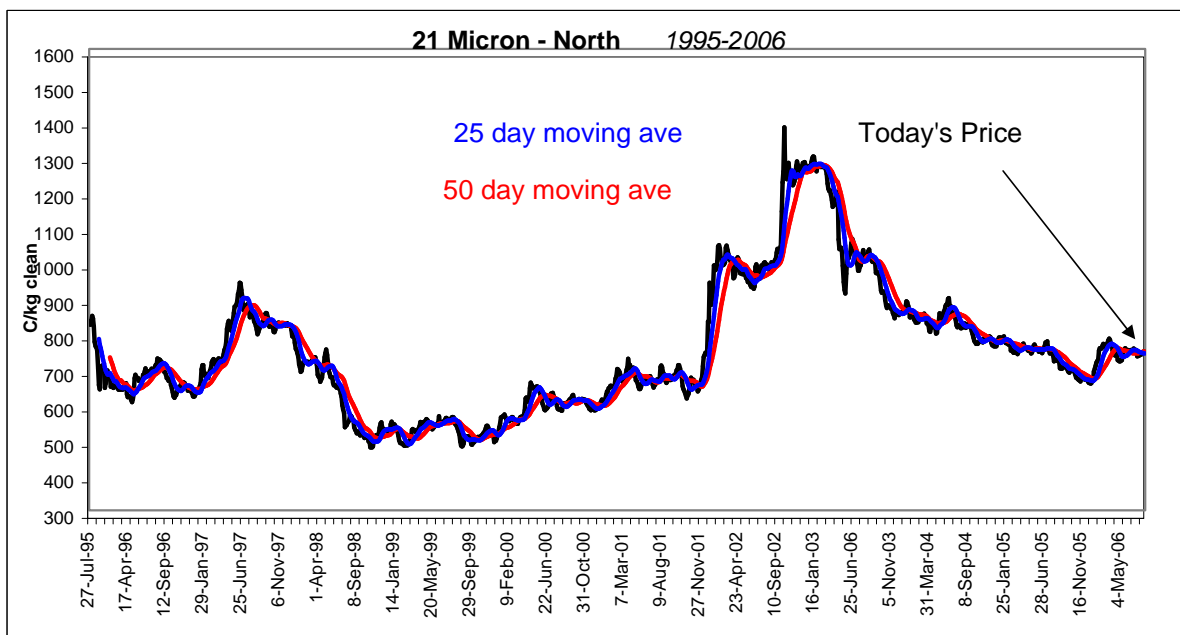


JEMALONG WOOL BULLETIN

(week ending 24/08/2006)

Table 2: Northern Market Deciles

Micron Price Guide (1995-2006)										
	19	20	21	22	23	24	25	26	28	MC
Current	934	812	747	714	699	678	611	569	481	397
90%	812	673	537	477	452	441	432	401	343	282
80%	892	715	600	535	505	481	463	440	383	330
70%	934	740	646	602	537	514	486	461	395	373
60%	955	768	672	646	590	566	542	473	409	402
50%	979	812	709	676	631	609	580	493	435	427
40%	1022	839	751	715	675	657	608	516	453	437
30%	1085	875	813	741	706	679	641	540	475	452
20%	1200	929	860	825	798	750	691	577	499	477
10%	1314	1003	999	996	992	980	938	703	559	540



Source: AWEX, Commonwealth Bank of Australia, National Australia Bank, Sydney Futures Exchange.

Disclaimer: While all due care has been taken in the preparation of this document, no warranty is made as to its accuracy, reliability or completeness. To the extent permitted by law, neither Jemalong Wool, Wooltrade Australia, National Australia Bank, Sydney Futures Exchange or the Commonwealth Bank and its subsidiaries, and their staff, accept liability to any person for loss or damage arising from the use of the information contained herein.



JEMALONG WOOL BULLETIN

(week ending 24/08/2006)

Table 3: National Australia Bank - Wool Swaps

NAB Wool Swaps																
24-Aug-2006																
Month	18 MIC	Prem/ Disc	19 MIC	Prem/ Disc	20 MIC	Prem/ Disc	21 MIC	Prem/ Disc	22 MIC	Prem/ Disc	23 MIC	Prem/ Disc	24 MIC	Prem/ Disc	28 MIC	Prem/ Disc
Aug-06	1050	-27	925	-9	814	+2	737	-10	710	-4	690	-9	665	-13	435	-46
Sep-06	1055	-22	930	-4	817	+5	743	-4	712	-2	691	-8	665	-13	437	-44
Oct-06	1059	-18	937	+3	815	+3	749	+2	713	-1	691	-8	666	-12	445	-36
Nov-06	1063	-14	942	+8	818	+6	755	+8	715	+1	690	-9	666	-12	445	-36
Dec-06	1069	-8	949	+15	823	+11	760	+13	716	+2	688	-11	664	-14	446	-35
Jan-07	1073	-4	955	+21	826	+14	767	+20	721	+7	686	-13	664	-14	446	-35
Feb-07	1078	+1	961	+27	831	+19	771	+24	718	+4	685	-14	662	-16	446	-35
Mar-07	1083	+6	966	+32	834	+22	774	+27	719	+5	684	-15	662	-16	448	-33
Apr-07	1088	+11	971	+37	836	+24	770	+23	720	+6	680	-19	662	-16	448	-33
May-07	1090	+13	978	+44	838	+26	777	+30	721	+7	679	-20	662	-16	450	-31
Jun-07	1092	+15	984	+50	841	+29	774	+27	718	+4	679	-20	662	-16	450	-31
Jul-07	1092	+15	990	+56	843	+31	781	+34	720	+6	680	-19	660	-18	450	-31
Aug-07	1094	+17	994	+60	844	+32	782	+35	720	+6	679	-20	659	-19	452	-30
Sep-07	1098	+21	998	+64	843	+31	783	+36	720	+6	676	-23	658	-20	451	-31
Oct-07	1100	+23	1002	+68	842	+30	784	+37	719	+5	675	-24	657	-21	447	-34

Table 4: Commonwealth Bank of Australia - Wool Futures

CBA Wool Futures Quotes																		
24-Aug-2006																		
Month	18 MIC	Prem/ Disc	19 MIC	Prem/ Disc	20 MIC	Prem/ Disc	21 MIC	Prem/ Disc	22 MIC	Prem/ Disc	23 MIC	Prem/ Disc	24 MIC	Prem/ Disc	25 MIC	Prem/ Disc	28 MIC	Prem/ Disc
Aug-06	1060	-17	929	-5	820	+8	750	+3	710	-4	698	-1	670	-8	630	19	475	-6
Sep-06	1060	-17	933	-1	825	+13	750	+3	710	-4	696	-3	670	-8	630	19	470	-11
Oct-06	1065	-12	934	0	825	+13	755	+8	715	+1	694	-5	670	-8	629	18	470	-11
Nov-06	1070	-7	940	+6	825	+13	760	+13	715	+1	694	-5	669	-9	627	16	465	-16
Dec-06	1075	-2	945	+11	825	+13	765	+18	715	+1	693	-6	666	-12	625	14	462	-19
Jan-07	1080	+3	950	+16	830	+18	770	+23	720	+6	690	-9	661	-17	622	11	459	-22
Feb-07	1085	+8	955	+21	835	+23	775	+28	720	+6	689	-10	660	-18	620	9	454	-27
Mar-07	1090	+13	965	+31	840	+28	785	+38	720	+6	684	-15	657	-21	616	5	451	-30
Apr-07	1099	+22	975	+41	845	+33	790	+43	725	+11	680	-19	655	-23	615	4	450	-31
May-07	1104	+27	985	+51	850	+38	795	+48	730	+16	679	-20	650	-28	615	4	446	-35
Jun-07	1109	+32	995	+61	855	+43	800	+53	730	+16	677	-22	647	-31	612	1	444	-37
Jul-07	1114	+37	1005	+71	860	+48	805	+58	735	+21	673	-26	647	-31	611	0	442	-39
Aug-07	1119	+42	1010	+76	865	+53	810	+63	735	+21	670	-29	645	-33	609	-2	442	-39
Sep-07	1121	+44	1015	+81	870	+58	815	+68	740	+26	668	-31	645	-33	607	-4	438	-43
Oct-07	1131	+54	1020	+86	880	+68	817	+70	745	+31	667	-32	643	-35	607	-4	436	-45

Table 5: Sydney Futures Exchange - Wool Futures Prices

SFE FUTURES PRICES								
24-Aug-06								
Month	19 MIC	Wkly Diff.	Prem/ Disc	21 MIC	Wkly Diff.	Prem/ Disc	23 MIC	Wkly Diff.
Oct-06	949	+2	+15	785	-2	+38	664	0
Dec-06	969	0	+35	799	-1	+52	664	0
Feb-07	994	+4	+60	811	+1	+64	657	0
Apr-07	1008	-2	+74	825	+4	+78	657	0
Jun-07	1021	-4	+87	839	+11	+92	657	0
Aug-07	1031	0	+97	849	+26	+102	657	0
Oct-07	1029	0	+95	862	+26	+115	657	0
Dec-07	1027	0	+93	864	+26	+117	657	-4
Feb-08	1029	+1029	+95	863	+863	+116	661	+661

Source: AWEX, Commonwealth Bank of Australia, National Australia Bank, Sydney Futures Exchange.

Disclaimer: While all due care has been taken in the preparation of this document, no warranty is made as to its accuracy, reliability or completeness. To the extent permitted by law, neither Jemalong Wool, Wooltrade Australia, National Australia Bank, Sydney Futures Exchange or the Commonwealth Bank and its subsidiaries, and their staff, accept liability to any person for loss or damage arising from the use of the information contained herein.

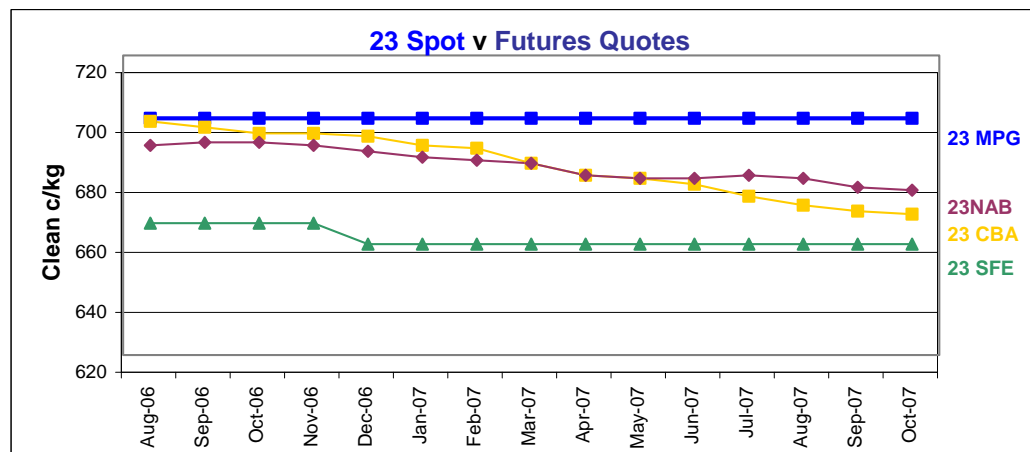
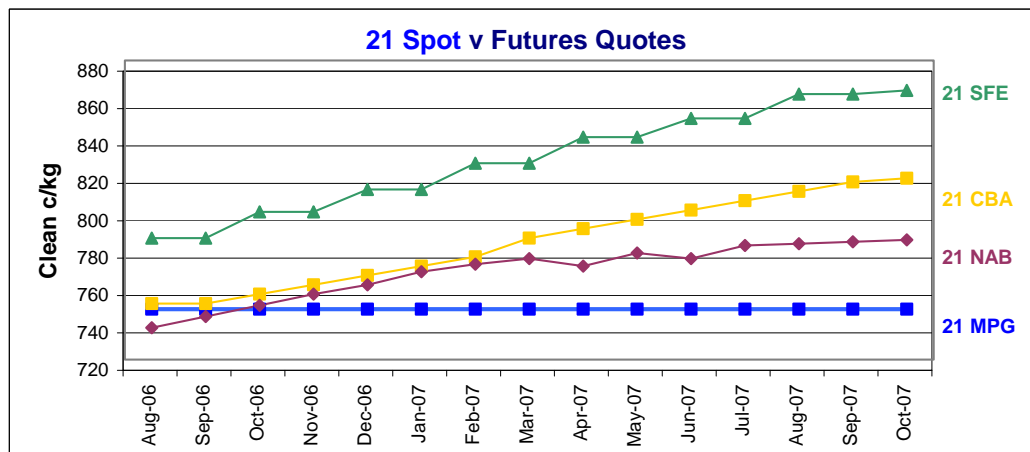
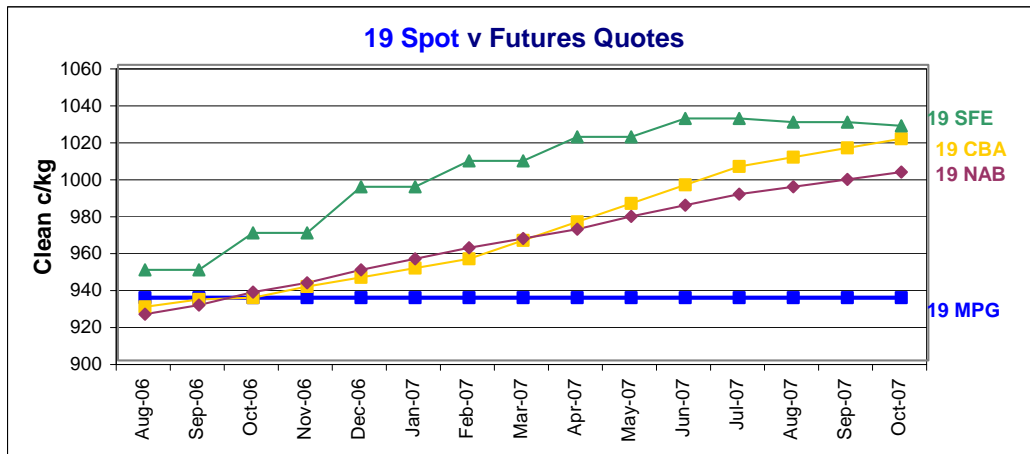
This document does not take into account your financial objectives and circumstances. You should assess whether the information is appropriate in light of your financial circumstances or contact your financial advisor.



JEMALONG WOOL BULLETIN

(week ending 24/08/2006)

Futures Graphs



Source: AWEX, Commonwealth Bank of Australia, National Australia Bank, Sydney Futures Exchange.

Disclaimer: While all due care has been taken in the preparation of this document, no warranty is made as to its accuracy, reliability or completeness. To the extent permitted by law, neither Jemalong Wool, Wooltrade Australia, National Australia Bank, Sydney Futures Exchange or the Commonwealth Bank and its subsidiaries, and their staff, accept liability to any person for loss or damage arising from the use of the information contained herein.

This document does not take into account your financial objectives and circumstances. You should assess whether the information is appropriate in light of your financial circumstances or contact your financial advisor.