



JEMALONG WOOL BULLETIN

(week ending 27/04/2006)

Table 1: Northern Market Prices

Micron Price	Current	Weekly	10-yr	Price as %	This time		
Guides	Price	Change	Average	of Ave	last year	Year high	Year low
North Ind	725	-14	761	95%	740	770	642
18	1058	-3	1342	79%	1013	1088	900
18.5	1006	-8	1065	94%	997	1038	832
19	949	-13	1027	92%	935	979	779
19.5	869	-15	1018	85%	866	923	736
20	795	-23	830	96%	828	859	684
21	723	-21	747	97%	749	784	657
22	704	-24	707	100%	718	761	648
23	683	-25	671	102%	702	750	640
24	676	-12	650	104%	670	708	631
25	639	-4	615	104%	594	645	588
26	584	-2	582	100%	548	589	536
28	468	-6	517	90%	460	795	424
30	425	-3	467	91%	428	444	390
32	400	0	443	90%	404	408	369
MC	435	-16	417	104%	436	467	380

NORTHERN MARKET REPORT -

Australian Dollar 74.19 US as of 27/04/2006

Sales resumed after the Easter Recess in all centres with just over 71,000 bales rostered.

Melbourne opened on Wednesday with 12,535 bales offered. (Includes 12.6% or 1579 bls re-offered). All categories experienced falls with the Sth indicator closing 10 cents (clean) cheaper. The 18-20 micron fleece fell 7-10 cents, 21-22 mic fell 12-15 cents and 23-24 mic falling around 20 cents. Skirtings fell around 10-12 cents with XB's losing close to five cents. Crutchings were the only type to record a rise and closed slightly firmer. Locks were in buyers favour. **Passed in Rate: 22.8% Major Buyers: Quality Wool, AS Gedge, Williams, Chargeurs & Fox & Lillie.**

The Sydney market resumed on Wednesday with 9,203 bales offered. (Includes 19.1% or 1758 bls re-offered). All categories experienced falls with the Nth indicator closing 12 cents (clean) cheaper. The 18 mic and finer fell 5 cents, 19-21 micron fleece fell 15-20 cents, 22-23 mic fell close to 25 cents and the 24 mic fell 13 cents. XB fleece 28-30 micron fell marginally. Skirtings fell around 20 cents for 19mic and finer. The coarser skirts fell 10-12 cents. Washing locks and crutchings remained firm. The carbo types fell 10 cents for the 19 mic & finer and the broader types fell by as much as 20 cents. **Passed in Rate: 28% Major Buyers: Morpen, AS Gedge, BWK Elders, Michell & Southern Cross.**

Fremantle opened on Wednesday with 9,380 bales offered. (Includes 8.6% or 800 bls re-offered). Just over 900 bls were withdrawn prior to sale. All categories experienced falls with the West Nth indicator closing 12 cents (clean) cheaper. The 19 mic fleece fell 11 cents, 19.5-20mic fell 15 cents, 20.5-22.5 mic fell close to 20 cents, 23 mic fell 15 cents and 24 and broader fell 20 cents. Skirtings fell around 8 to 10 cents for the lower VM types and up to 18 cents for lots with 5%VM. Washing locks and crutchings remained firm. The carbo types fell 5 cents. **Passed in Rate: 28.0% Major Buyers: PJ Morris, BWK Elders, H Dawson, Modiano & Chargeurs**

Melbourne opened on Thursday with 11,673 bales offered. (Includes 13.7% or 1599 bls re-offered). Most categories experienced falls with the Sth indicator closing 3 cents (clean) cheaper. The 18.5 mic fleece fell 10 cents, 19-21 fell 2-4 cents, 22 mic fell 10 cents and 23-25 mic fell 2-5 cents. Skirtings remained firm except some better fine lots which were slightly dearer. XB's remained firm on a limited selection. Crutchings fell 5-10 cents and locks fell 10-20 cents. **Passed in Rate: 19.1% Major Buyers: Fox & Lillie, Itochu, AS Gedge, Williams & Kathaytex.**

The Sydney opened on Thursday with 6,973 bales offered. (Includes 17.2% or 1199 bls re-offered). Passed in Rate: 11.2% Major Buyers: AS Gedge, Southern Cross, BWK Elders, itochu & Morpen.

Fremantle opened on Thursday with 13,186 bales offered. (Includes 25.8% or 3,401 bls re-offered). Most merino fleece types closed slightly cheaper except the 19.5 fleece which closed 5 cents firmer. Skirtings also retreated, with 19-19.5 and 21 mic falling 5 cents and the 20-20.5 mic falling 10 cents. **Passed in Rate: 31% Major Buyers: PJ Morris, BWK Elders, Kathaytex, Dewavrin, Modiano & Iempriere**

Next Week: All centres are selling next week with close to 67,000 bales rostered for sale.

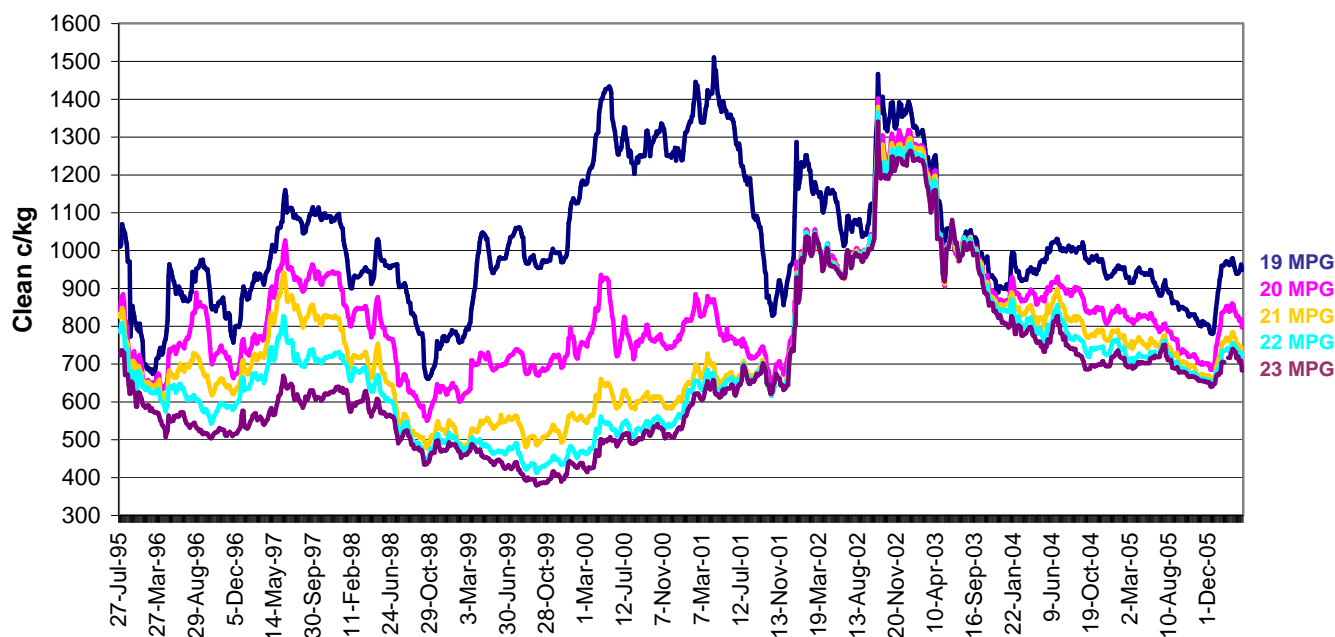
Wooltrade will continue to provide growers access to the market and growers can benefit from this constant market exposure, particularly with the current favourable market conditions (which may not last for the long term). Please consider the opportunities that are available by listing on Wooltrade with a targeted selling strategy. This may require some consultation with your local representative.

(Comments: Brian Vagg - Wooltrade)

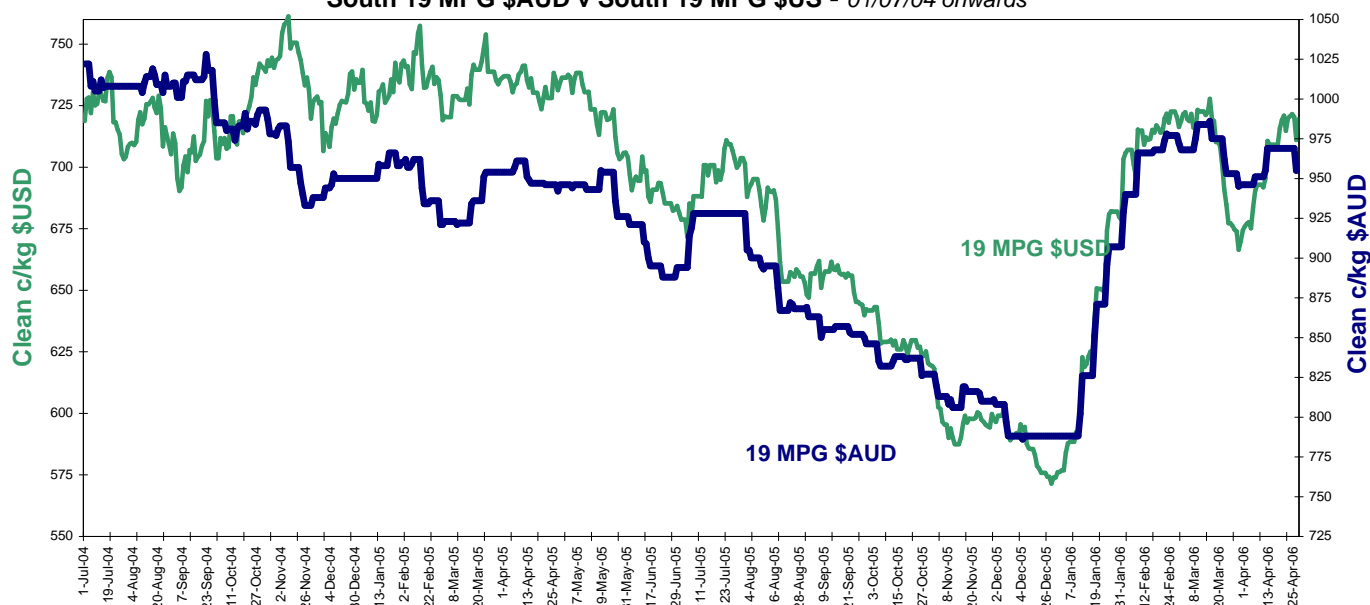
Source: AWEX, Commonwealth Bank of Australia, National Australia Bank, Sydney Futures Exchange.

Disclaimer: While all due care has been taken in the preparation of this document, no warranty is made as to its accuracy, reliability or completeness. To the extent permitted by law, neither Jemalong Wool, Wooltrade Australia, National Australia Bank, Sydney Futures Exchange or the Commonwealth Bank and its subsidiaries, and their staff, accept liability to any person for loss or damage arising from the use of the information contained herein.

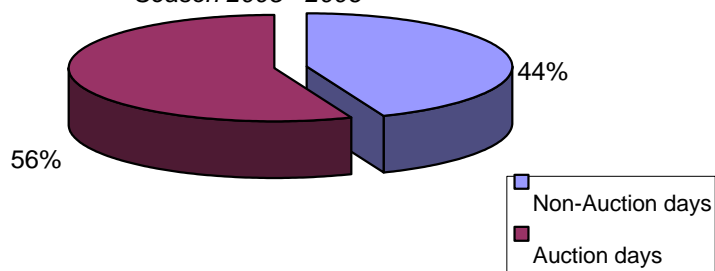
Nth Micron Price Guide Movement 1995-2006



South 19 MPG \$AUD v South 19 MPG \$US - 01/07/04 onwards



Wooltrade Sales - Auction & Non-auction Days Season 2005 - 2006



This pie chart shows that close to 50% of all wool sold on Wooltrade occurs on NON AUCTION days.

Please consider the opportunities available by having constant market exposure and list your wool on Wooltrade.

Source: AWEX, Commonwealth Bank of Australia, National Australia Bank, Sydney Futures Exchange.

Disclaimer: While all due care has been taken in the preparation of this document, no warranty is made as to its accuracy, reliability or completeness. To the extent permitted by law, neither Jemalong Wool, Wooltrade Australia, National Australia Bank, Sydney Futures Exchange or the Commonwealth Bank and its subsidiaries, and their staff, accept liability to any person for loss or damage arising from the use of the information contained herein.

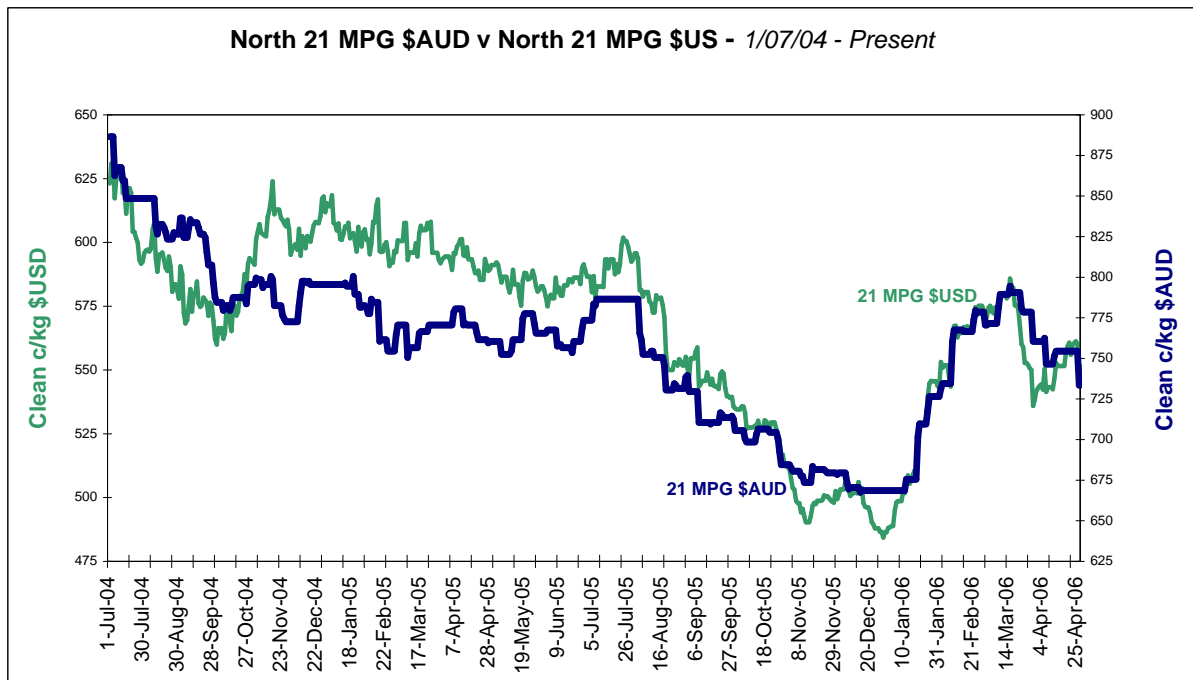
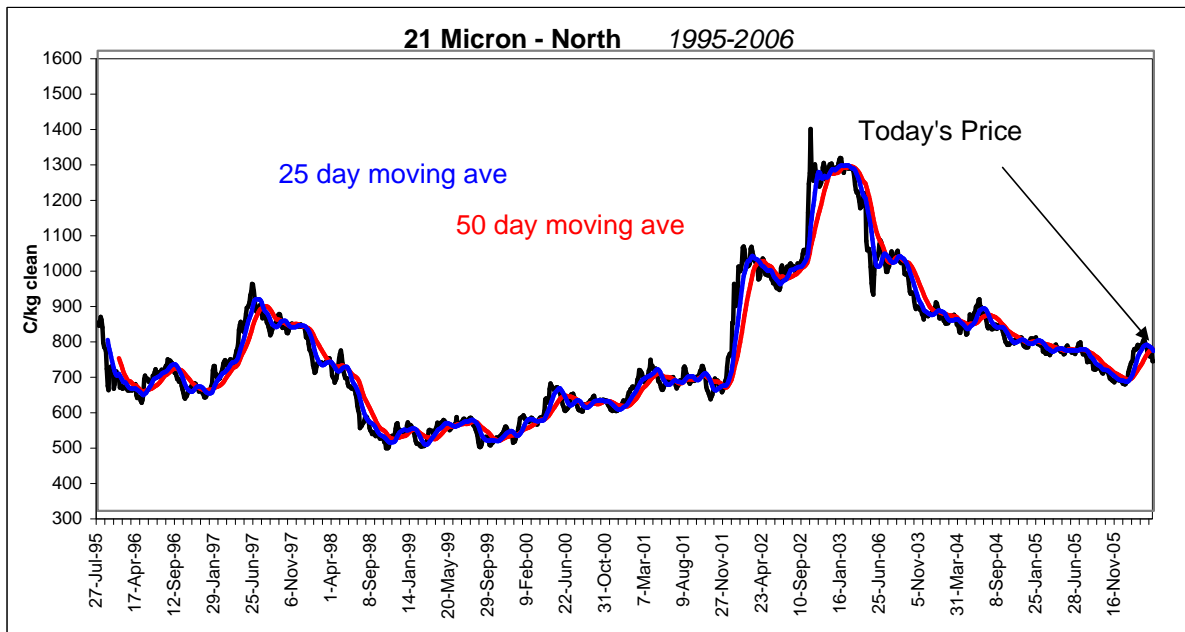


JEMALONG WOOL BULLETIN

(week ending 27/04/2006)

Table 2: Northern Market Deciles

Micron Price Guide (1995-2006)										
	19	20	21	22	23	24	25	26	28	MC
Current	949	795	723	704	683	676	639	584	468	435
90%	809	672	535	477	449	440	432	399	343	281
80%	889	713	596	534	503	481	462	439	382	324
70%	931	738	645	599	533	511	484	460	395	369
60%	957	766	670	643	584	561	537	473	414	402
50%	981	808	705	674	626	606	575	495	435	427
40%	1029	842	754	715	666	652	600	518	455	438
30%	1087	882	817	742	713	679	642	541	478	454
20%	1209	930	867	831	801	756	693	583	500	479
10%	1316	1005	1001	998	995	981	945	705	560	543



Source: AWEX, Commonwealth Bank of Australia, National Australia Bank, Sydney Futures Exchange.

Disclaimer: While all due care has been taken in the preparation of this document, no warranty is made as to its accuracy, reliability or completeness. To the extent permitted by law, neither Jemalong Wool, Wooltrade Australia, National Australia Bank, Sydney Futures Exchange or the Commonwealth Bank and its subsidiaries, and their staff, accept liability to any person for loss or damage arising from the use of the information contained herein.



JEMALONG WOOL BULLETIN

(week ending 27/04/2006)

Table 3: National Australia Bank - Wool Swaps

NAB Wool Swaps																
27-Apr-2006																
Month	18 MIC	Prem/ Disc	19 MIC	Prem/ Disc	20 MIC	Prem/ Disc	21 MIC	Prem/ Disc	22 MIC	Prem/ Disc	23 MIC	Prem/ Disc	24 MIC	Prem/ Disc	28 MIC	Prem/ Disc
Apr-06	1015	-43	920	-29	765	-30	700	-23	685	-19	660	-23	650	-26	440	-28
May-06	1018	-40	925	-24	763	-32	702	-21	687	-17	660	-23	650	-26	440	-28
Jun-06	1020	-38	930	-19	770	-25	710	-13	692	-12	650	-33	645	-31	440	-28
Jul-06	1023	-35	935	-14	773	-22	713	-10	683	-21	652	-31	645	-31	440	-28
Aug-06	1025	-33	938	-11	775	-20	715	-8	685	-19	652	-31	643	-33	441	-27
Sep-06	1030	-28	938	-11	778	-17	720	-3	688	-16	650	-33	642	-34	441	-27
Oct-06	1035	-23	940	-9	780	-15	725	+2	690	-14	650	-33	642	-34	441	-27
Nov-06	1040	-18	945	-4	785	-10	725	+2	693	-11	645	-38	640	-36	440	-28
Dec-06	1045	-13	950	+1	790	-5	728	+5	697	-7	645	-38	640	-36	433	-35
Jan-07	1048	-10	955	+6	793	-2	730	+7	700	-4	645	-38	640	-36	433	-35
Feb-07	1050	-8	960	+11	795	0	730	+7	700	-4	645	-38	640	-36	433	-35
Mar-07	1050	-8	960	+11	798	+3	730	+7	700	-4	638	-45	640	-36	433	-35
Apr-07	1052	-6	960	+11	799	+4	732	+9	700	-4	637	-46	639	-37	432	-36
May-07	1053	-5	960	+11	798	+3	733	+10	699	-5	638	-45	638	-38	431	-37
Jun-07	1054	-4	960	+11	800	+5	735	+12	702	-2	637	-46	638	-38	430	-38

Table 4: Commonwealth Bank of Australia - Wool Futures

CBA Wool Futures Quotes																		
27-Apr-2006																		
Month	18 MIC	Prem/ Disc	19 MIC	Prem/ Disc	20 MIC	Prem/ Disc	21 MIC	Prem/ Disc	22 MIC	Prem/ Disc	23 MIC	Prem/ Disc	24 MIC	Prem/ Disc	25 MIC	Prem/ Disc	28 MIC	Prem/ Disc
Apr-06	1030	-28	930	-19	795	0	725	+2	700	-4	680	-3	670	-6	645	6	460	-8
May-06	1035	-23	940	-9	795	0	725	+2	700	-4	680	-3	675	-1	640	1	460	-8
Jun-06	1040	-18	950	+1	800	+5	730	+7	710	+6	680	-3	675	-1	635	-4	460	-8
Jul-06	1050	-8	960	+11	800	+5	745	+22	715	+11	680	-3	670	-6	631	-8	460	-8
Aug-06	1060	+2	970	+21	805	+10	750	+27	715	+11	680	-3	670	-6	629	-10	460	-8
Sep-06	1070	+12	975	+26	810	+15	755	+32	720	+16	680	-3	670	-6	627	-12	460	-8
Oct-06	1076	+18	985	+36	810	+15	760	+37	725	+21	685	+2	670	-6	624	-15	460	-8
Nov-06	1081	+23	990	+41	815	+20	765	+42	730	+26	685	+2	670	-6	620	-19	455	-13
Dec-06	1086	+28	995	+46	820	+25	770	+47	735	+31	685	+2	670	-6	618	-21	449	-19
Jan-07	1089	+31	1000	+51	830	+35	780	+57	735	+31	685	+2	670	-6	617	-22	449	-19
Feb-07	1093	+35	1005	+56	840	+45	785	+62	740	+36	685	+2	670	-6	615	-24	445	-23
Mar-07	1099	+41	1005	+56	850	+55	785	+62	745	+41	685	+2	670	-6	612	-27	442	-26
Apr-07	1105	+47	1010	+61	860	+65	790	+67	750	+46	682	-1	670	-6	610	-29	442	-26
May-07	1109	+51	1013	+64	870	+75	790	+67	755	+51	681	-2	670	-6	609	-30	438	-30
Jun-07	1112	+54	1017	+68	875	+80	790	+67	760	+56	680	-3	670	-6	606	-33	435	-33

Table 5: Sydney Futures Exchange - Wool Futures Prices

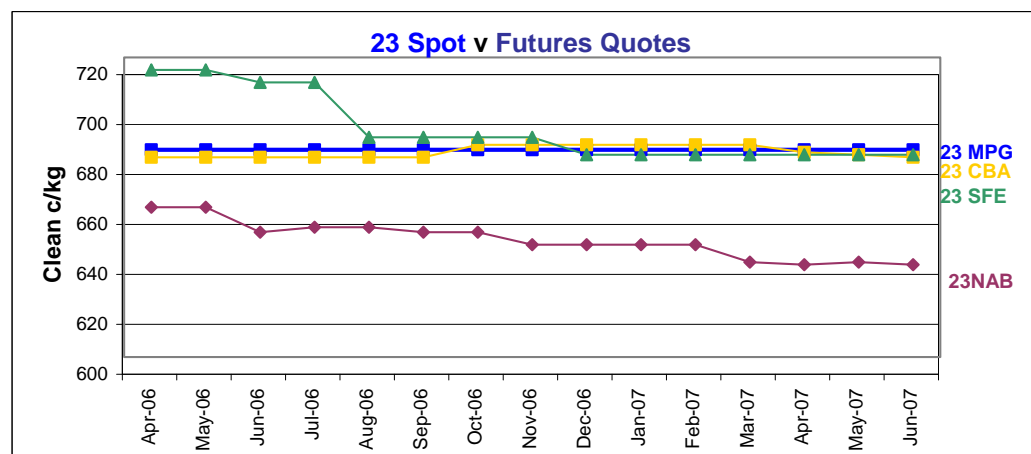
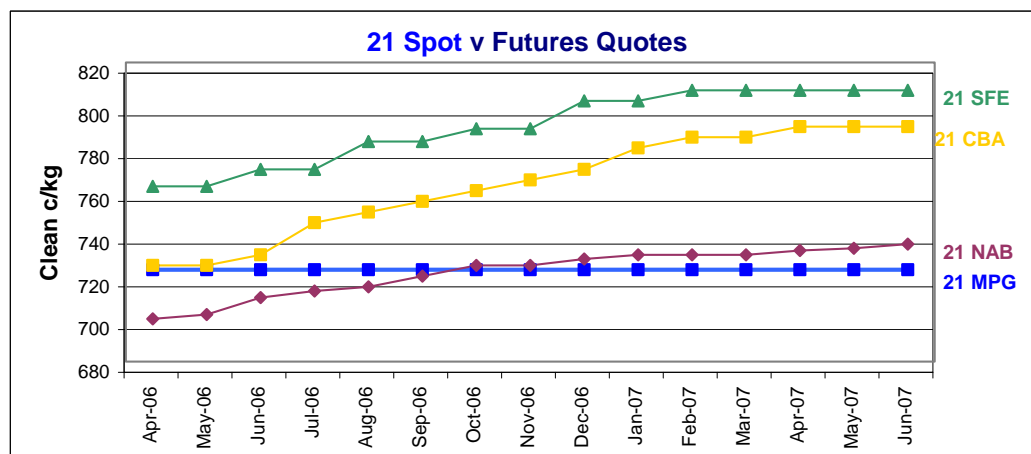
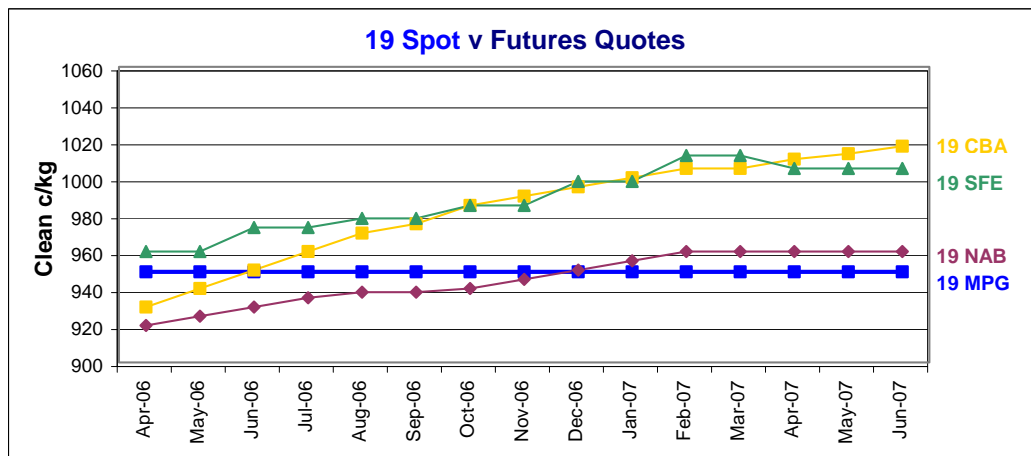
SFE FUTURES PRICES						
27-Apr-06						
Month	19 MIC	Prem/ Disc	21 MIC	Prem/ Disc	23 MIC	Prem/ Disc
Jun-06	960	+11	762	+39	715	+32
Aug-06	973	+24	770	+47	710	+27
Oct-06	978	+29	783	+60	688	+5
Dec-06	985	+36	789	+66	688	+5
Feb-07	998	+49	802	+79	681	-2
Apr-07	1012	+63	807	+84	681	-2
Jun-07	1005	+56	807	+84	681	-2
Aug-07	1005	+56	807	+84	681	-2
Oct-07	1008	+59	822	+99	681	-2



JEMALONG WOOL BULLETIN

(week ending 27/04/2006)

Futures Graphs



Source: AWEX, Commonwealth Bank of Australia, National Australia Bank, Sydney Futures Exchange.

Disclaimer: While all due care has been taken in the preparation of this document, no warranty is made as to its accuracy, reliability or completeness. To the extent permitted by law, neither Jemalong Wool, Wooltrade Australia, National Australia Bank, Sydney Futures Exchange or the Commonwealth Bank and its subsidiaries, and their staff, accept liability to any person for loss or damage arising from the use of the information contained herein.

This document does not take into account your financial objectives and circumstances. You should assess whether the information is appropriate in light of your financial circumstances or contact your financial advisor.