



JEMALONG WOOL BULLETIN

(week ending 31/08/2006)

Table 1: Northern Market Prices

Micron Price	Current	Weekly	10-yr	Price as %	This time		
Guides	Price	Change	Average	of Ave	last year	Year high	Year low
North Ind	775	4	761	102%	706	775	760
16.5	0	13	1423	0%	0	1430	1417
17	1293	11	1592	81%	#N/A	1294	1255
17.5	1156	0	0	#DIV/0!	0	0	0
18	1077	0	1329	81%	980	1077	1044
18.5	1006	-1	1061	95%	924	1007	996
19	940	6	1025	92%	862	950	934
19.5	879	4	963	91%	800	890	874
20	825	13	830	99%	764	827	810
21	756	9	747	101%	729	756	734
22	722	8	707	102%	705	722	709
23	701	2	672	104%	691	705	699
24	678	0	651	104%	677	687	678
25	611	0	615	99%	638	634	611
26	571	2	582	98%	579	594	569
28	484	3	516	94%	477	490	481
30	432	0	466	93%	440	437	424
32	395	-1	442	89%	395	408	395

NORTHERN MARKET REPORT -

Australian Dollar 76.22 US as of 31/08/2006

On Wednesday Melbourne had 10,801 bales offered with 7.1% or 767 reoffered bales. The market opened firm. The 17 mic rose 5 cents, 18.5 rose 2 to 3 cents, 19.5 mic rose 2 cents, 21 mic rose 5 cents and 22-24 mic rose 2-3 cents and most others remained firm. Merino skirts 20-21.5 mic rose 10 - 14 cents with other types remaining firm. XB fleece fell slightly on a limited offering. Locks were firm and crutchings were unchanged. The Southern indicator closed +1 cent. **Passed in rate: 9.3%. Major Buyers:** Itochu, AS Gedge, Modiano, Kathaytex & Chargeurs.

Melbourne had 10,900 bales on offer on Thursday (1,308 bales or 12.9% were reoffered lots). Prices for 17 to 17.5 rose 20 cents, 18.0 mic rose 26 cents, 18.5 rose 12 cents, 19-19.5 mic rose 8 cents, 20 mic and 22 mic rose 3 cents and all others remained firm. The crossbreds gained 10 cents for the 28 & 30 mic types. The finer lower vm merino skirtings closed 13 cents firmer and all others were dearer. The washing locks and crutchings rose slightly. **Passed in rate: 6.0%. Major Buyers:** Itochu, Kathaytex, Modiano, AS Gedge, Fox & Lillie & Chargeurs.

The Sydney market opened on Tuesday with 7,204 bales offered (727 or 10.1% were reoffered lots). The market closed with the 17 mic rising 11 cents, 19mic rose 4 cents & 20.0 rose 6 cents The 18.5 to 20.2 mic more stylish skirts with VM 5 to 8% closed 10 cents dearer. A small offering of XB flc saw them rising slightly. Locks 19 to 21 mic rose 10 cents and crutchings remained firm. **Passed in rate: 9.1%. Major Buyers:** AS Gedge, Techwool, BWK Elders, Southern Cross & Chargeurs.

Sydney on Wednesday had 8,806 bales offered (994 or 11.3% were reoffered lots). The market opened firm with the 19.5 to 21.0 micron fleece rising 3-6 cents, 22.0 mic rose 7 cents and 23.0 plus 1 cent. The more stylish skirts 4-8VM with good length were slightly dearer and others remained firm. The finer locks rose slightly and others were unchanged. Crutchings also closed firm. **Passed in rate: 5.4%. Major Buyers:** Southern Cross, Chargeurs, AS Gedge, Techwool and BWK Elders

On Thursday the Sydney market closed fully firm to slightly dearer. There were 5,060 bales on offer (268 bales or 5.3% were reoffered lots). Prices for 19 and 20 to 21.0 mic fleece rose 3-5 cents. Merino skirtings closed 12 cents dearer for the best lines while oddments were slightly firmer. The 28.0 crossbreds remained unchanged. Passed in rate: 6.0%. **Major Buyers:** Techwool, Southern Cross, Chargeurs, Modiano & AS Gedge.

In Fremantle on Wednesday there were 6,512 bales offered (1,035 bales or 15.9% were reoffered lots). The market closed with 19.0 rising 13 cents, 19.5 rose 16 cents and 20-21.0 mic rose 12 cents and 22.0mic rose 8 cents. The skirts remained firm. Washing locks rose marginally and crutching were 3 cents dearer. Carbo locks remained firm. **Passed in rate: 11.6% Major Buyers:** PJ Morris, BWK Elders, Modiano, Itochu, H Dawson & Grain Corp

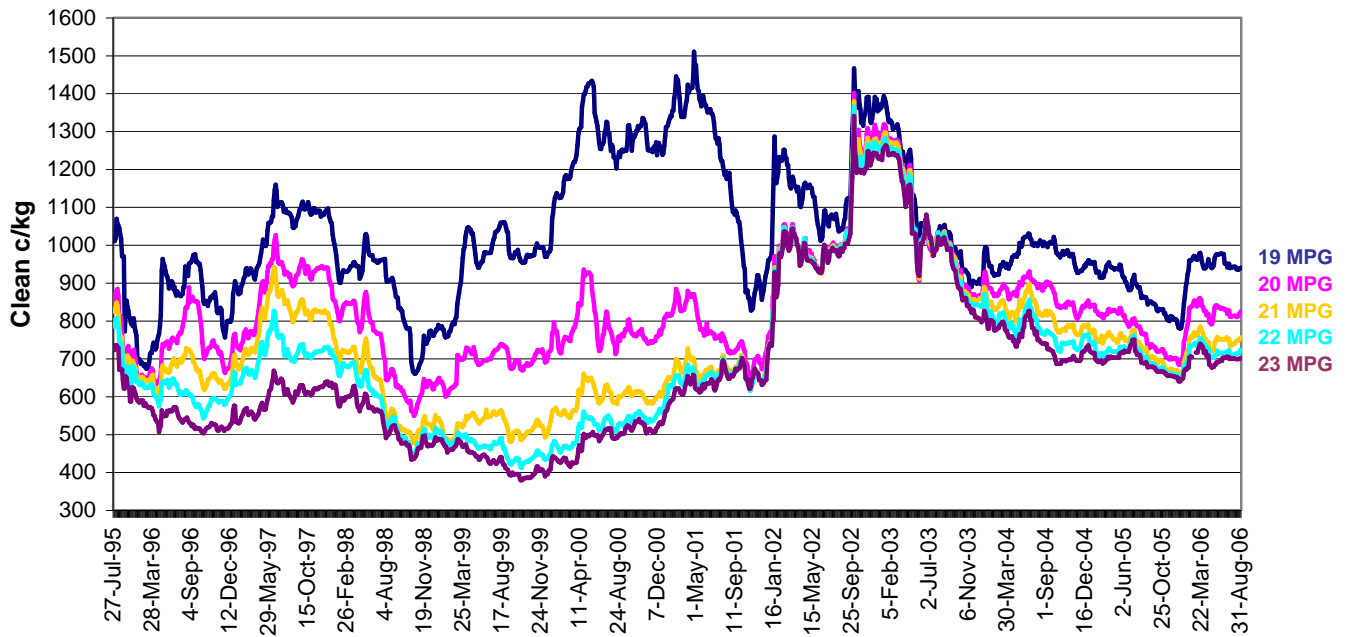
Fremantle on Thursday had 6,661 bales offered (806 bales or 12.1% were reoffered lots). The market opened firm with 19 to 19.5 micron fleeces rising slightly, the 21 microns rose 6 cents and 22 to 24 mic rose 3 cents. The finer skirts were 18 cents firmer with others rising 10 cents. Washing and carbo locks were firmer. Crutchings were unchanged. **Passed in rate: 13.8%. Major Buyers:** PJ Morris, BWK Elders, Modiano, H Dawson and Grain Corp.

Next Week: Sales in Melbourne, Sydney & Fremantle on Wednesday & Thursday with 62,000 bales rostered nationally.

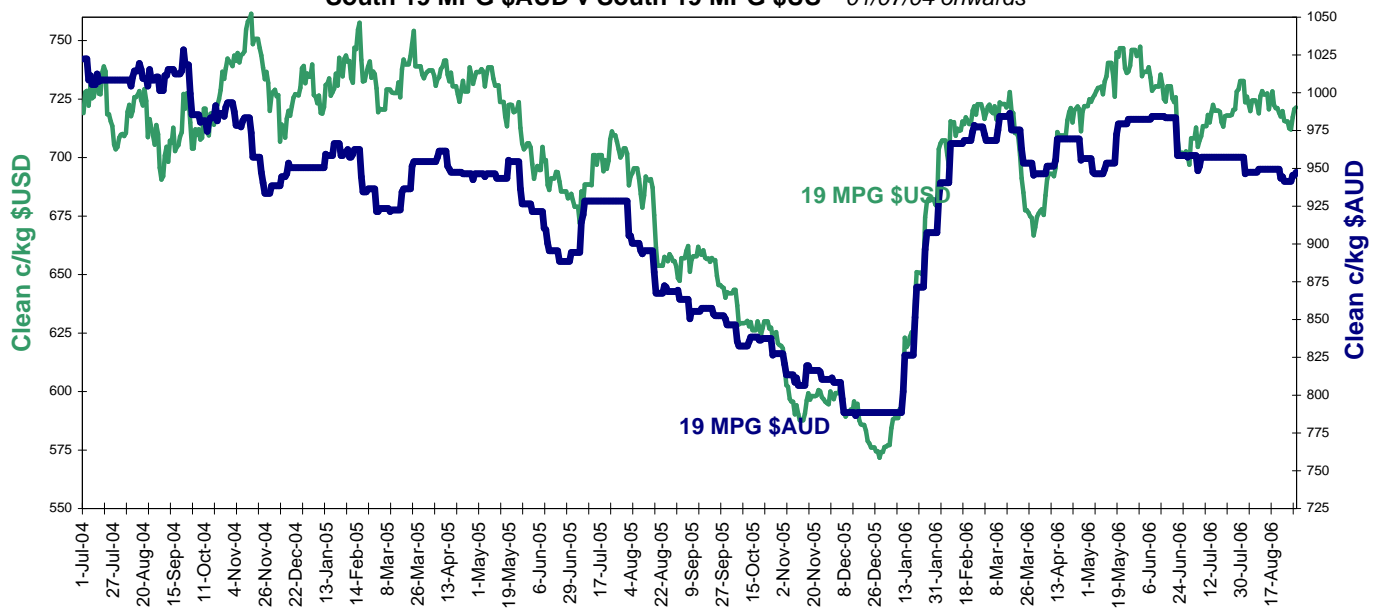
Please remember Wooltrade will continue to provide market exposure for growers looking to take advantage of any favourable selling conditions. Consult your wool representative or Wooltrade for more information.

National Australia Bank, Sydney Futures Exchange or the Commonwealth Bank and its subsidiaries, and their staff, accept liability to any person for loss or damage arising from the use of the information contained herein.

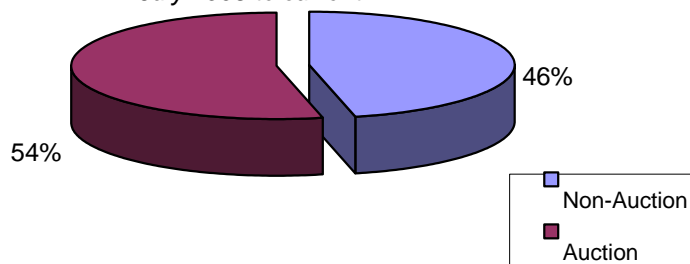
Nth Micron Price Guide Movement 1995-2006



South 19 MPG \$AUD v South 19 MPG \$US - 01/07/04 onwards



Wooltrade Sales - Auction & Non-auction Days July 2005 to current



This pie chart shows that close to 50% of all wool sold on Wooltrade occurs on NON AUCTION days.

Please consider the opportunities available by having constant market exposure and list your wool on Wooltrade.

Source: AWEX, Commonwealth Bank of Australia, National Australia Bank, Sydney Futures Exchange.

Disclaimer: While all due care has been taken in the preparation of this document, no warranty is made as to its accuracy, reliability or completeness. To the extent permitted by law, neither Jemalong Wool, Wooltrade Australia, National Australia Bank, Sydney Futures Exchange or the Commonwealth Bank and its subsidiaries, and their staff, accept liability to any person for loss or damage arising from the use of the information contained herein.

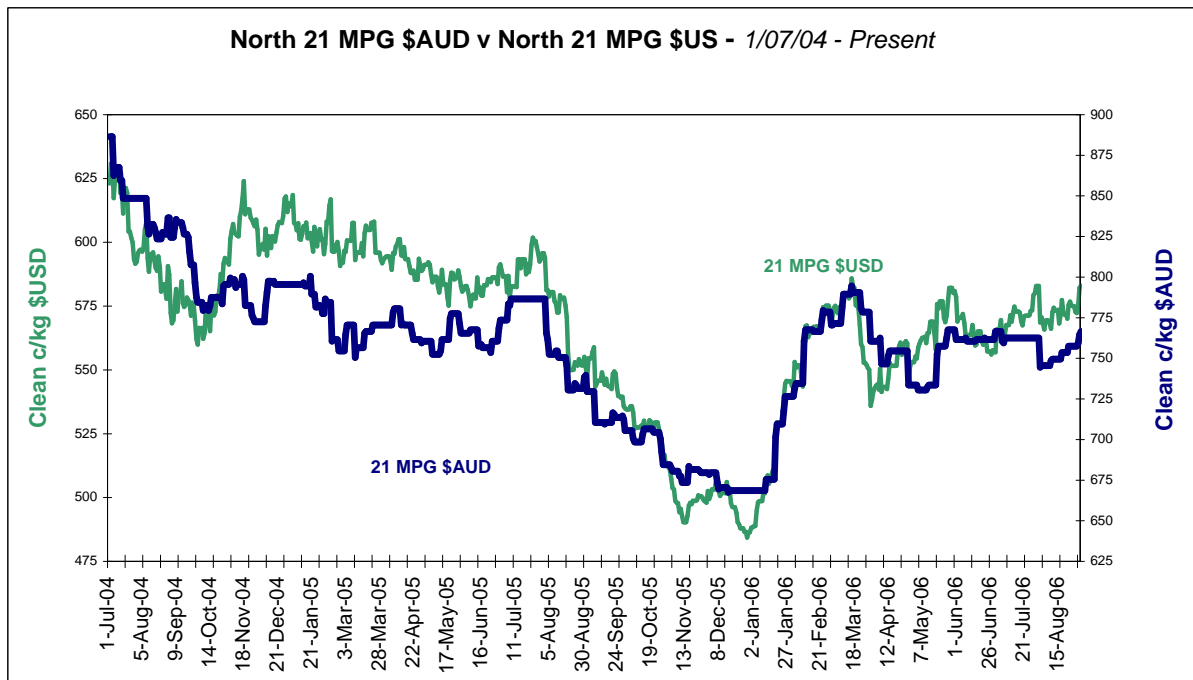
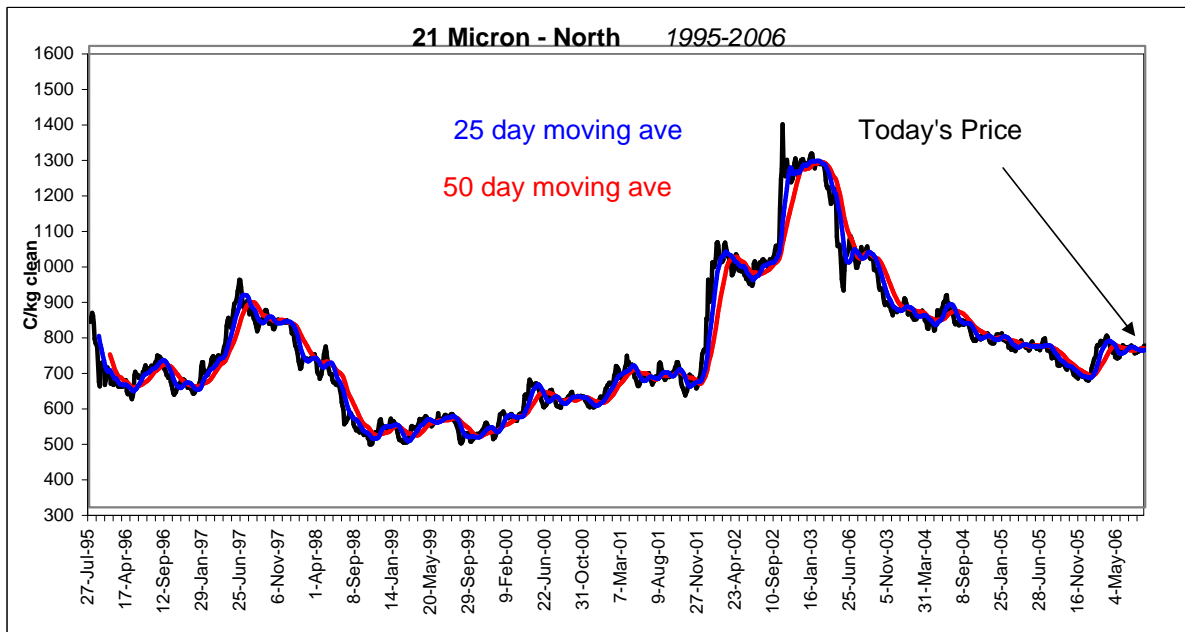


JEMALONG WOOL BULLETIN

(week ending 31/08/2006)

Table 2: Northern Market Deciles

Micron Price Guide (1995-2006)										
	19	20	21	22	23	24	25	26	28	MC
Current	940	825	756	722	701	678	611	571	484	390
90%	813	674	538	478	452	441	433	401	344	282
80%	893	715	600	536	505	481	463	440	384	332
70%	934	741	646	603	537	514	486	461	395	373
60%	955	768	673	646	590	566	542	473	408	402
50%	979	812	710	676	631	610	580	493	435	427
40%	1022	839	751	715	676	658	609	516	453	437
30%	1085	874	812	741	706	679	640	540	475	451
20%	1196	929	859	824	798	749	691	576	498	477
10%	1314	1003	999	996	991	980	938	702	558	539



Source: AWEX, Commonwealth Bank of Australia, National Australia Bank, Sydney Futures Exchange.

Disclaimer: While all due care has been taken in the preparation of this document, no warranty is made as to its accuracy, reliability or completeness. To the extent permitted by law, neither Jemalong Wool, Wooltrade Australia, National Australia Bank, Sydney Futures Exchange or the Commonwealth Bank and its subsidiaries, and their staff, accept liability to any person for loss or damage arising from the use of the information contained herein.



JEMALONG WOOL BULLETIN

(week ending 31/08/2006)

Table 3: National Australia Bank - Wool Swaps

NAB Wool Swaps																
31-Aug-2006																
Month	18 MIC	Prem/ Disc	19 MIC	Prem/ Disc	20 MIC	Prem/ Disc	21 MIC	Prem/ Disc	22 MIC	Prem/ Disc	23 MIC	Prem/ Disc	24 MIC	Prem/ Disc	28 MIC	Prem/ Disc
Aug-06	1050	-27	925	-15	814	-11	737	-19	710	-12	690	-11	665	-13	435	-49
Sep-06	1055	-22	930	-10	817	-8	743	-13	712	-10	691	-10	665	-13	437	-47
Oct-06	1059	-18	937	-3	815	-10	749	-7	713	-9	691	-10	666	-12	445	-39
Nov-06	1063	-14	942	+2	818	-7	755	-1	715	-7	690	-11	666	-12	445	-39
Dec-06	1069	-8	949	+9	823	-2	760	+4	716	-6	688	-13	664	-14	446	-38
Jan-07	1073	-4	955	+15	826	+1	767	+11	721	-1	686	-15	664	-14	446	-38
Feb-07	1078	+1	961	+21	831	+6	771	+15	718	-4	685	-16	662	-16	446	-38
Mar-07	1083	+6	966	+26	834	+9	774	+18	719	-3	684	-17	662	-16	448	-36
Apr-07	1088	+11	971	+31	836	+11	770	+14	720	-2	680	-21	662	-16	448	-36
May-07	1090	+13	978	+38	838	+13	777	+21	721	-1	679	-22	662	-16	450	-34
Jun-07	1092	+15	984	+44	841	+16	774	+18	718	-4	679	-22	662	-16	450	-34
Jul-07	1092	+15	990	+50	843	+18	781	+25	720	-2	680	-21	660	-18	450	-34
Aug-07	1094	+17	994	+54	844	+19	782	+26	720	-2	679	-22	659	-19	452	-33
Sep-07	1098	+21	998	+58	843	+18	783	+27	720	-2	676	-25	658	-20	451	-34
Oct-07	1100	+23	1002	+62	842	+17	784	+28	719	-3	675	-26	657	-21	447	-37

Table 4: Commonwealth Bank of Australia - Wool Futures

CBA Wool Futures Quotes																		
31-Aug-2006																		
Month	18 MIC	Prem/ Disc	19 MIC	Prem/ Disc	20 MIC	Prem/ Disc	21 MIC	Prem/ Disc	22 MIC	Prem/ Disc	23 MIC	Prem/ Disc	24 MIC	Prem/ Disc	25 MIC	Prem/ Disc	28 MIC	Prem/ Disc
Aug-06	1068	-9	931	-9	824	-1	755	-1	712	-10	700	-1	675	-3	625	14	475	-9
Sep-06	1070	-7	934	-6	830	+5	760	+4	712	-10	700	-1	675	-3	625	14	470	-14
Oct-06	1075	-2	940	0	835	+10	770	+14	716	-6	700	-1	675	-3	622	11	470	-14
Nov-06	1078	+1	950	+10	835	+10	775	+19	716	-6	700	-1	670	-8	620	9	465	-19
Dec-06	1082	+5	960	+20	835	+10	780	+24	716	-6	695	-6	670	-8	619	8	462	-22
Jan-07	1085	+8	965	+25	840	+15	785	+29	721	-1	695	-6	670	-8	619	8	459	-25
Feb-07	1090	+13	970	+30	840	+15	790	+34	721	-1	695	-6	665	-13	618	7	454	-30
Mar-07	1095	+18	975	+35	845	+20	790	+34	722	0	695	-6	665	-13	615	4	451	-33
Apr-07	1103	+26	985	+45	850	+25	795	+39	726	+4	690	-11	665	-13	614	3	450	-34
May-07	1108	+31	995	+55	852	+27	800	+44	731	+9	690	-11	660	-18	614	3	446	-38
Jun-07	1113	+36	1000	+60	858	+33	800	+44	731	+9	685	-16	655	-23	611	0	444	-40
Jul-07	1118	+41	1005	+65	862	+37	805	+49	736	+14	685	-16	655	-23	609	-2	442	-42
Aug-07	1122	+45	1010	+70	868	+43	810	+54	736	+14	685	-16	650	-28	608	-3	442	-42
Sep-07	1125	+48	1015	+75	872	+47	815	+59	741	+19	680	-21	650	-28	606	-5	438	-46
Oct-07	1133	+56	1020	+80	880	+55	817	+61	745	+23	680	-21	645	-33	606	-5	436	-48

Table 5: Sydney Futures Exchange - Wool Futures Prices

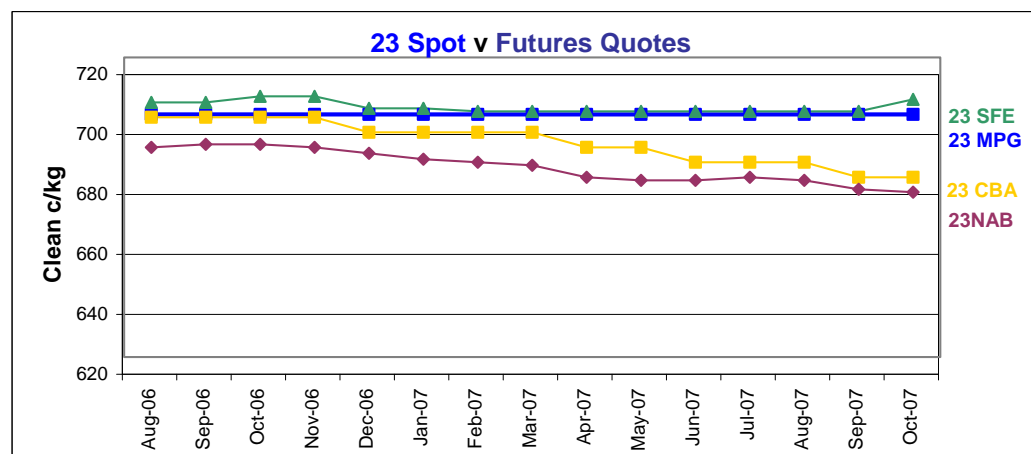
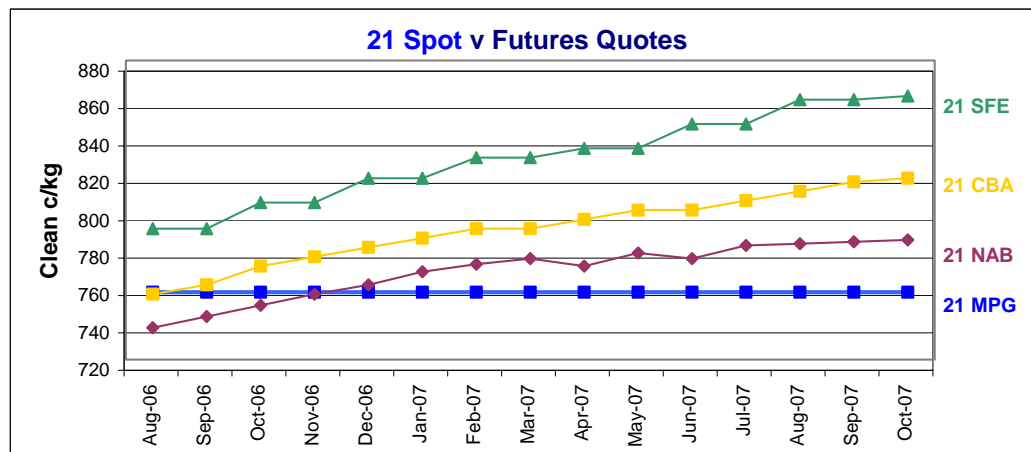
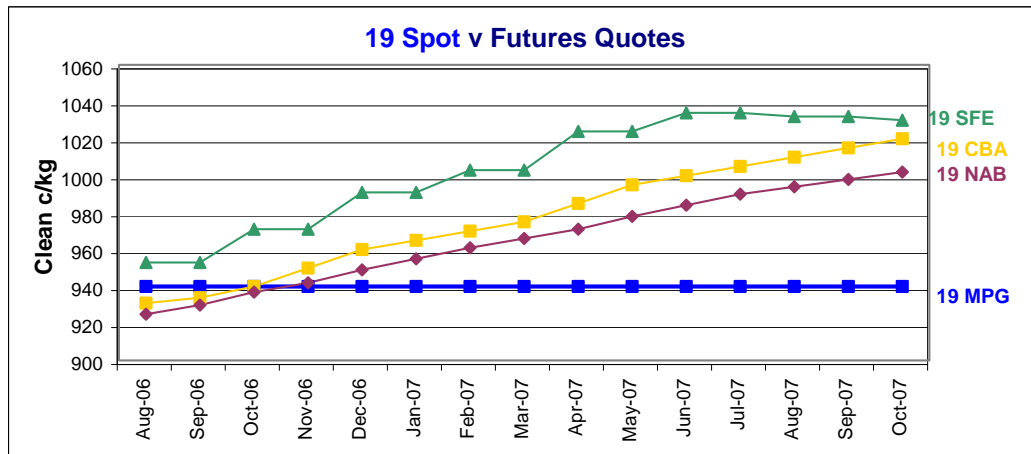
SFE FUTURES PRICES								
31-Aug-06								
Month	19 MIC	Wkly Diff.	Prem/ Disc	21 MIC	Wkly Diff.	Prem/ Disc	23 MIC	Wkly Diff.
Oct-06	953	+4	+13	790	+5	+34	705	+41
Dec-06	971	+2	+31	804	+5	+48	707	+43
Feb-07	991	-3	+51	817	+6	+61	703	+46
Apr-07	1003	-5	+63	828	+3	+72	702	+45
Jun-07	1024	+3	+84	833	-6	+77	702	+45
Aug-07	1034	+3	+94	846	-3	+90	702	+45
Oct-07	1032	+3	+92	859	-3	+103	702	+45
Dec-07	1030	+3	+90	861	-3	+105	706	+49
Feb-08	1032	+3	+92	861	-2	+105	706	+45



JEMALONG WOOL BULLETIN

(week ending 31/08/2006)

Futures Graphs



Source: AWEX, Commonwealth Bank of Australia, National Australia Bank, Sydney Futures Exchange.

Disclaimer: While all due care has been taken in the preparation of this document, no warranty is made as to its accuracy, reliability or completeness. To the extent permitted by law, neither Jemalong Wool, Wooltrade Australia, National Australia Bank, Sydney Futures Exchange or the Commonwealth Bank and its subsidiaries, and their staff, accept liability to any person for loss or damage arising from the use of the information contained herein.

This document does not take into account your financial objectives and circumstances. You should assess whether the information is appropriate in light of your financial circumstances or contact your financial advisor.